

**Schools Forum
24 February 2016**

This page is intentionally left blank



The Village School

Wednesday 24th February 2016 18:00 – 20:00

(Refreshments from 17:30)

AGENDA

NO.	ITEM.	OFFICER	TIME
	Introductions (if appropriate)		
	Apologies for Absence and Membership		18.00
1	Declarations of Interests		18:05
2	Minutes of Previous Meeting – 2 December 2015		18:10
3	Action Log and Matters Arising		18.15
4	Review of Funding Allocated to BSP	Farzana Aldridge	18:25
5	Schools Funding 2016-17	Norwena Thomas	18.45
6	Schools Funding 2017-18 and Beyond	Norwena Thomas	19:00
7	Schools Forum Membership	Norwena Thomas	19.15
8	Dates of 2016-17 Schools Forums – to be agreed (see reverse side for proposed dates)	Devbai Patel	19:35
9	AOB		19:40

Dates of 2016-17 Forums

DATE	VENUE
Wednesday 15 th June 2016	Queens Park Community School
Wednesday 21 st September 2016	The Village School
Wednesday 26 th October 2016	Queens Park Community School
Wednesday 7 th December 2016	The Village School
Wednesday 8 th February 2017	Queens Park Community School

BRENT SCHOOLS FORUM**Minutes of the Schools Forum held on
Wednesday 2 December 2015 at The Village School****Attended by Members of the Forum:**

Governors: Helga Gladbaum (HG)
Mike Heiser (MH)
Titilola McDowell (TM)
Herman Martyn (HM)
Narinder Nathan (NN)
Umesh Raichada (UR)
Christine Starkl (CS)

Head Teachers: Rose Ashton (RA)
Lesley Benson (LB)
Kay Charles (KC)
Desi Lodge Patch (DLP)
Melissa Loosemore (ML)
Troy Sharpe (TS)

PRU: Terry Hoad (TH)

PVI Sector:

Trade Unions: Lesley Gouldbourne (LG)

14-19 Partnership:

Lead Member (C&YP):

Officers: Gail Tolley (GT)
Cate Duffy (CD)
Minesh Patel (MP)
Norwena Thomas (NT)
Devbai Patel (DP)
Sue Gates (SG)
Carmen Coffey (CC)

ITEM DISCUSSION**i. Introductions**

The Forum commenced at 6.05pm.

MH asked if anyone was new and DP said that it was DLP's first Forum. MH welcomed DLP to the Forum.

ii. Apologies for Absence and Membership

Gill Bal
Martine Clark
Sue Knowler
Narinder Nathan
Andy Prindiville
Sylvie Libson
Paul Russell
Rabbi Yitzchak Freeman
Cllr Ruth Moher

iii. Absences

Marc Jordan

iv. Membership

DP reported that there were a number of members that had missed two or more consecutive meetings and letters will be sent to remind them of the Schools Forum rules and regulations on attendance.

1 Declarations of Interests

- 1.1 MH asked members if they had any interests to declare and there were none.

2 Minutes of the meeting held on 21st October 2015 and Matters Arising

2.1 Accuracy

- 2.1.1 There were no corrections to the minutes therefore they were approved as an accurate record.

2.2 Matters Arising

- 2.2.1 Update on VAT as to why the VA schools are not exempted from paying VAT on the governors' liability of capital funding – DP reported that a reply was received from DfE. As the VAT rules are dictated by HMRC, DfE is not able to change the way VAT is charged. If Brent VA schools had concerns, it was suggested speaking to their local MP who would be able to take it up with the appropriate Minister.

- 2.2.2 School Meals budget – Update on Schools Meals for Kosher and Pureed meals – The DfE response was similar to above but DfE highlighted that the schools meals price is generous as it is. They are paying £2.30 a meal where a survey indicated that the meal costs on average £2.03p. This could drop to as little as £1.87 if the take up rose to around 70%. Again schools could take this matter up with their local MP who would then take it up the Education Minister. HM said the response was not satisfactory. He had arranged to meet with the MP on Monday and will report back to the Forum with progress.

- 2.2.3 Review of impact of funding a full-time post to manage Early Years Pupil Premium Grant (EYPPG) – This was on the agenda for this Forum.

- 2.2.4 Set up a Task Group to review Schools Financial Regulations 2015-16 – This was set up and Schools Financial Regulations have been finalised and are on the agenda for this Forum.

- 2.2.5 De-Delegation Items – LB said that the Free School Meals eligibility service should be charged to nursery and special schools as well as to academy schools. CD said that the same should apply to all de-delegation items.

2.2.6 Benchmarking of End to End Process (School Admissions) – This was on the agenda for this Forum.

2.2.7 School Invoices for property license, to find out what this related to – CD contacted SL to find out what this related to and SL couldn't remember. It was presumed to have been resolved.

3 Further Update on the Implementation of the Early Years Pupil Premium

[This report was for update and approval](#)

3.1 SG presented this report. As requested at the last Forum this report was brought with further update. There are still a fair number of queries where the officers have to go back to providers for clarification. Page 2 of the report indicated the different output on two systems. A number of applications are being rejected on the Eligibility Checking System (ECS) even though there is clear evidence that the parents are in receipt of benefits. This is being followed up with DfE and their technical team is looking into it. In the meantime those with evidence of benefits are being paid the Pupil Premium.

3.2 UR asked what level of the allocation was underspent. The total allocation was £384,123 and £70,412 has been either paid or forecasted to be paid which will leave £313,708 underspend.

3.3 GT said although Brent take-up is low, it is still higher than Lambeth and Newham. MH said it's probably an issue across the country.

3.4 LB said that SG and CC took the time to go and speak to her which was very useful. She added that there were still problems in that schools with PVI and Maintained schools have to use two systems. SG's team had looked at it with Tribal but could not identify a link between the two systems. She said that there must be someone in IT that could resolve this by perhaps downloading data from one system to another. SG was satisfied that everything that could be done was being done.

3.5 GT said that we continue to look into this at strategic level and with ICT officers. GT is not engaged at that level but was satisfied that officers have looked at it.

3.6 MH concluded the item by saying that a decision on this was held off at the last Schools Forum and asked all members to vote on the recommendation:

- a. Approve the extension of the contract for the EYPP processing assistant for a further 6 months from February

2016 to August 2016 to enable further support to PVI providers and schools until the EYPP is embedded in settings. The cost of this post for a twelve months period will be £35k.

This was voted for unanimously.

4 School Admissions

[This report was for update.](#)

4.1 CC presented this report. The report was brought to Schools Forum on request. Schools Admissions is divided into two main categories. Co-ordinated rounds of admission at Reception and 11+, the other category being in-year admissions. The Local Authority has a statutory duty to deal with Reception and 11+ transfers. Some schools manage their in-year admissions but the LA provides this service to all community schools.

4.2 The Admissions Team went through a change in management In January 2012 when the service transferred to Customer Services. The service returned to Children and Young People (C&YP) department in November 2014.

4.3 The team manages appeals process for maintained schools only. This has been successful in general. There was one lost appeal last year and none this year.

4.4 Benchmarking has been challenging because each authority works differently. There is a group carrying out a benchmarking exercise which will be available in January 2016.

4.5 It was highlighted that paragraph 3.3 had an error in the calculation in that a school was missing.

Post meeting notes: The paragraph is actually correct and has 53 schools in total as stated in the report and as follows:

Secondary including VA and Academies	10
Secondary Free School	1
Primary schools	32
Primary Academy and VA	9
Primary Free School	1
TOTAL	53

4.6 MH asked CC to inform members of the new admissions criteria. CC said that there is a consultation out currently to introduce criteria for staff with children and those children receiving Pupil Premium & Early Years Pupil Premium grant. In addition there is a DfE consultation currently out which proposes that schools be charged for school admission service and therefore operate as traded service.

4.7 ML said schools feel a relief in LA managing the appeals process and thanked officers for providing a well managed service. TS asked if LA would manage VA schools appeal and CC replied that there was no reason not to manage any schools that requested it.

4.8 The report was noted by all

5 Pupil Growth Budget 2015-16 and Request for 2016-17 Funding

[This report was for approval](#)

5.1 CC presented this report. The report set out expenditure in 2014-15, provided projected expenditure in 2015-16 and requests continued approval of £3.5m for school expansions and £1.13m for rising rolls for 2016-17. CC said that members will be familiar with the pressures on primary school places which started with some schools filling up places followed by expansions with bulge and permanent classes. The growth in primary pupil population has increased by 18% from May 2008 to May 2015.

5.2 The current projections indicate that the demand for Reception places is levelling off from 2016 due to a low birth rate in 2012 but is projected to increase again as recent birth rates have risen. In secondary phase, there are currently sufficient places in Years 7, 8 and 9 but Years 10 and 11 are under pressure.

5.3 Children who are new arrivals to the UK in Years 10 and 11 are interviewed to assess their level of English and are then placed in schools or in one of the English as an additional language projects to support them with English. This is either at Queens Park Community School or Claremont High School as detailed in Appendix 1 and 2.

5.4 In 2014-15 bulge and annexe school places were funded from growth funding but from 2015-16 the agreed permanent expansion places are added to the Schools Funding Formula and are therefore funded through ISB. ML asked if any work has been carried out on families moving out from Brent to up North. CC said that not much work has been carried out but she was aware that some schools were losing 17% of children whilst others had a lower loss. CD said that an internal group was looking at the people affected by benefit cap and officers will have some information by next Forum.

5.5 GT said that she would bring this up at the termly Head teachers meetings. She added that one mustn't make assumptions. There are instances where a families move out of London to better accommodation. Brent had a family that moved to the Midlands from a one bedroom to three bedroom house with a garden and was able to have hospital treatment. Brent has a housing resettlement officer in the Midlands who supports families to settle in. Some families are moved out at short notice as little as 24 hours.

- 5.6 KC asked if £3.5m would be sufficient as it's less than last year. CC was confident based on the current year but if suddenly the pupil numbers go through the roof, there could be a shortfall. KC said that this should be noted in order to be flexible with the budget.
- 5.7 TS asked if rather than bulge classes if expansion by a form of entry or two would be better. CD replied that very many primary schools do expand but the challenge is that there are no more schools that can expand. There is no land for any new schools and the critical issue is that these pupils will move to secondary schools.
- 5.8 MH invited members to vote on the following recommendations:
- Note the expenditure on pupil growth in 2014-15 and the projections for 2015-16 – **this was noted.**
 - Reviewed the 2014-15 expenditure allocated for the growth in pupil numbers and the expenditure projections for 2015-16 – **this was noted.**
 - Approve pupil growth funding for additional classes and places needed for 2016/17 at the current years projected expenditure of £3.5m – **This was voted for unanimously.**
 - Approve Rising Rolls Funding of £1,129,952 – **This was voted for unanimously.**

6. Schools Financial Regulations

[This report was for consultation](#)

- 6.1 CD presented this report. She reminded members that Schools Financial Regulations were brought to September 2015 Forum, where further update was requested. Following this, a Task and Finish Group was set up. Written feedback was received from SL in consultation with other Head Teachers and the group met in November to go through the regulations. The updated regulations are attached as Appendix A and Summary of Agreed Changes as Appendix B.
- 6.2 RA asked if the auditors interpret the same regulations. Her school received Priority 1 because two of their governors email address was missing. There didn't appear to be any consistency in the way schools are audited. GT said this was clearly an issue to be taken outside of the Schools Forum. CD noticed and accepted that there were issues from the meeting. She and John Galligan met with internal audit which has now merged with Ealing, Hounslow and Brent. Head of Audit is keen to speak to Head Teachers and Governors to explore this further. RA said that they are using new documents to challenge old decisions that are two to three years old. CD said it was important to raise all the issues that schools have to Head of Audit when he meets with them.

- 6.3 LB said she was part of the Task and Finish Group. LB left the meeting feeling divided because she felt like the only one not listening at the meeting was the Audit Officer. She felt that Audit would not understand the problems faced at schools.
- 6.4 LB agreed with SL's comments about accepting gifts and said it could be a contentious issue. She referred to paragraph F.5.4 which requests governors to set a limit on gifts. For schools that may receive many gifts, how are they to know what limit to set. NT said it was up to governors to set a reasonable limit. LB asked if this was new policy. GT stated that it's not new to register all gifts received but it's new in Brent to set a value of gift. CD said there are many policies which are easy to find on the Internet. Most have £30 gifts limit. KC said it was helpful to have a limit set by governors.
- 6.5 MP said that schools should be aware that Brent's Audit contract is to be retendered which will be going out in January and that feedback from schools will feed into this.
- 6.6 HG said it was important for Governors to scrutinise the budget especially as schools are not always terribly good at finances. She was a primary governor at a school where the finance wasn't handled well and having a set of rules would prevent mismanagement of funds.

7. AOB

- 7.1 UR asked if the Schools Forum dates could be changed to another day as he runs a nightclub for people with learning disabilities and these are always on Wednesdays. DP replied that Umesh had sent an email to all requesting this change to which SL had replied that Wednesday was chosen as most schools have parents/governors/CPD meetings on Mondays, Tuesday and Thursdays. LB agreed that this was the case for her school too. Therefore the days other than Wednesdays would prove to be difficult for school staff.
- 7.2 The meeting scheduled for **13th January 2016 is cancelled**. The next Forum will be on Wednesday 24th February 2015 at The Village School.

The Forum ended at 7.20pm

ACTION LOG

Item No	Action	Due	Owner
1	De-delegations and other centrally provided services to be charged to academies, nursery and special schools	Feb 16	CD



SCHOOLS FORUM

25 February 2015

Report from the Brent Schools Partnership.

For Information/Decision

4. Review of Funding Allocated to Brent Schools Partnership (BSP)

1.0 SUMMARY

- 1.1 This report sets out information on the use of the £100K allocated to the BSP by the School's Forum in February 2014 to support Key Stage 1 and Key Stage 2 Alternative Education Provision. As the work on primary phase alternative provision has developed, a number of issues have emerged in relation to the medium and longer sustainability of alternative provision. This report therefore also makes a number of recommendations for the Schools Forum to consider.
- 1.2 The BSP has received funding for the year 2014/15. No funding has been made available or allocated for the year 2015/2016.
- 1.3 Following the School's Forum decision, the Local Authority (LA) set out two options for the BSP in respect of the total allocation made of £300K to make alternative education provision for primary aged children who were either permanently excluded or were at a high risk of exclusion. (Annex A provides the options presented by the LA to the BSP).
- 1.4 The BSP rejected Option 1 as the total funding being made available was insufficient for the BSP to take overall responsibility for primary aged children in Brent in need of placement.
- 1.5 The BSP opted for Option 2, where the BSP agreed to be a "provider" with two distinct strands of delivery. The following was agreed:
 - a. £100K to be allocated to support the development of joint initiatives and to build capacity within Brent schools for the placement of children.
 - b. Where placements were made, to have an agreed placement cost per pupil. This to include a small number of pupils who had been permanently excluded and those who were at high risk of exclusion. The latter was agreed as being critical in reducing the levels of exclusions in the primary phase, applying the agreed principle of "no exclusions in the primary phase". Any placements would be subject to

individual school's agreement that the needs of the child could be met at the school.

- 1.6 In order to take Option 2 forward, a range of actions have been taken to build capacity in four schools, raise the profile of the needs of children at risk of exclusion, and secure improved engagement with the Local Authority to support the management of placements of children at high risk of exclusion. More detailed information is provided in Section 4 of this report.
- 1.7 The four schools who agreed to participate in this work are Roe Green Juniors, Preston Park Primary, Stonebridge Primary and Chalkhill Primary. These schools have met regularly to agree on the type of provision each school would make. Melissa Loosemore, the Headteacher at Roe Green Junior school agreed to take on a leadership role for the group.
- 1.8 The work taken forward to date has already had a positive impact on reducing the number of primary phase exclusions through the early support and intervention provided by Roe Green Juniors. There has been better dissemination to all schools in Brent of the availability of the support. Schools are now more aware of the provision and the take up of provision offered by Roe Green continues to increase. Personalised short term provision has been made available to 18 primary aged pupils in 2014/15 and since September 2015, 13 pupils have benefited.
- 1.9 One of the real strengths of the work to date has been the stronger collaboration between LA officers and the BSP to develop a partnership approach involving schools, which if successful, would enable local placements of excluded pupils and those at high risk of exclusion. This is not only likely to be more cost efficient, but also enables local schools to take responsibility for the education and wellbeing of all Brent's children within the Brent community of schools.
- 1.10 Despite good progress being made and positive impact of the work that the BSP with the four schools has taken forward, it has been difficult to secure sufficient pace for the reasons below.
 - a. There was no clear specification for the BSP when the commission was first established and therefore scoping out the delivery expectations took time.
 - b. The Consultant initially contracted by the BSP to co-ordinate this work was unable to continue and therefore alternative arrangements have had to be made. Melissa Loosemore, the Headteacher at Roe Green Juniors is now leading and co-ordinating the BSP's delivery of the commission.
 - c. Lack of sufficient upfront budgets to enable the appointment of qualified teachers, has meant that Stonebridge and Chalkhill schools do not have the capacity to provide alternative education for pupils whose needs are best met through modification of the curriculum and individualised teaching programmes.
 - d. There has been uncertainty over the continuation of funding beyond the year 2014/2015. In addition there has been a lack of clarity of budgets available to meet any placement costs for individual pupils.

- e. The impending retirement of the Headteacher at Preston Park, who has made a significant contribution to the project, and has facilitated the permanent placement of one excluded pupil, has resulted in the school revisiting the extent to which it will be able to offer alternative provision.
- 1.11 To secure greater pace and create a more sustainable model for primary phase alternative provision, there is a need to rethink and reshape the commissioning arrangements, as well as explore other cost effective solutions to minimise the need for exclusions in the primary phase.
- 1.12 The working group of the Headteachers and the BSP Strategic Director has explored ways in which more sustainable and cost effective provision for primary phase alternative education might be created within Brent. The group took into account the findings from the initial survey of schools as well as the experience of the group since its establishment. The recent data highlighting higher levels of exclusions in the primary phase is also of concern. One possible option is the establishment of a local alternative education base under the management of a school with a strong track record in this area. Such a base would enable local short to medium term placements as well as provide support for schools to improve their skills and expertise in meeting the needs of their children at risk of exclusion.

2.0 RECOMMENDATIONS

2.1 The Schools Forum is requested to:

- a. Clarify the overall budget allocation to the BSP, and set out more clearly the deliverables from the BSP;
- b. Provide greater clarity, and transparency in the total budget for primary phase alternative education, and the level of funding available to schools providing high quality alternative education provision, including the placement cost for individual pupils;
- c. Establish a working group of Forum members to monitor progress on the implementation of the Forum's decisions and report back regularly.
- d. Commission a feasibility study of the possible creation of a local alternative education base, including an assessment of cost efficiencies and leadership arrangements.

3.0 BACKGROUND

- 3.1 At its meeting on the 24th February 2014, the Schools Forum was presented with a paper setting out a Budget Review of Alternative Education Services. The paper set out 3 options for consideration.
- 3.2 Option 3 was concerned with the Devolved Schools Commissioning Budget of £300k with a focus on early years / primary schools support. This option included the setting up of a devolved budget of £100k to be managed by the BSP. It is unclear from the minutes of the meeting as to whether the whole

Devolved Schools Commissioning Budget of £300k was to be signed off the BSP sub group or only the £100k.

3.3 The options paper presented by the Local Authority to the BSP in January 2015 (annex A) appeared to assume that the Schools Forum decision was for the BSP to sign off the total budget of £300k.

3.4 Section 4 sets out the detailed activity undertaken by the BSP in relation to £100k budget allocated to the BSP for the year 2014/15.

4.0 DETAIL

4.1 Following the decision by the BSP to take forward Option 2 of the two options presented by the LA (Annex A), the BSP has taken forward the actions listed below.

4.2 All schools in Brent were invited to complete a Behaviour and Safety survey in September 2014. The survey aimed to ascertain in particular a) the common issues for children at risk and b) what schools would like to have in place to support them with children at risk of exclusion, thereby reducing the need for permanent exclusion of primary aged pupils. An analysis of the feedback highlighted the following areas:

- The need for offsite specialist provision to offer short and medium term placements, mostly on a part- time basis.
- The need for support and training for staff and school leaders to develop their skills and abilities to manage behaviour more effectively (including support for behaviour for learning).
- The need for signposting to other agencies who could support children and parents and the availability of parental engagement professionals.
- In relation to behavioural issues leading to pupils being at risk of exclusion, the most common issues highlighted were continuous disruptive behaviour, highly challenging behaviour, poor social skills and lack of parental engagement.

4.3 The outcomes of this initial survey formed the basis of the overall approach adopted by the BSP to strengthen capacity across the school system. This has included:

- The identification of 4 schools to develop their capacity to receive a small number of children at high risk of exclusion and in a minority of instances to provide for excluded pupils. These schools are developing their capacity to be centres of good practice, and to provide school to school support through peer mentoring and coaching.
- Regular attendance at the LA Inclusion Service Referral meetings so that the BSP is informed about excluded and pre excluded children and the nature of their needs, so that where appropriate, one of the four schools could make provision for them.
- Regular meetings and liaison with senior officers to discuss overall direction and approach.

- 4.4 The BSP has provided updates to Headteachers through conferences and sought their engagement. The conference on the 11th March will provide further information.
- 4.5 Strategic meetings have been held by senior officers of the LA to explore further joint initiative and collaborate approaches.
- 4.6 Funding for capacity building has been devolved to the 4 schools reflecting the approach each school had proposed to build capacity as a provider. Funding for Preston Park has been retained as the school is uncertain whether it will continue to engage with this initiative. This funding will be used to strengthen capacity to provide high quality provision for Key Stage 1 pupils within Brent.
- 4.7 Since the allocation of the budget in 2014, a total of 25 days have been spent on the scoping, management and coordination of work by the Headteachers, the Strategic Director and previously by the Consultant. Over the same period, a total of 35 days have been spent by the Headteacher and inclusion leader from Roe Green Junior, and the former Consultant, to attend the LA led Inclusion Referral weekly meetings. All of the time spent has been costed and funds have been allocated accordingly from the original £100k.

4.8 Assessment of impact:

- A total of 31 children have benefited from short term placements since September 2014. The cost of these placements have been met by the schools where the children are on roll. No additional funds have been allocated.
- 1 excluded pupil has been permanently placed at Preston Park primary school for whom no additional funds were made available.
- Capacity building in 3 of the 4 schools provides the basis for the placement of children identified through the LA Referral Meetings. There is a need for funding to be available for the appointment of teachers to make the provision at Chalkhill and Stonebridge Primary schools. There is also a need to set out clearly a budget to meet placement costs.
- The profile of behaviour and safety and of pupils at risk of exclusion has been raised amongst Brent schools. Training and development opportunities are to be planned.
- Communication and joint work between the LA and the BSP has improved significantly. There is now a higher level of mutual respect and trust which provides the basis for collaborative initiatives in the future.

5.0 FINANCIAL IMPLICATIONS

- 5.1 The proposals in this report have financial implications in respect of the total commissioning budget to be made available to the BSP for capacity building in schools and to meet the costs of per pupil placement. Any future decisions on a local base for primary phase alternative provision will also have financial implications.

6.0 STAFFING IMPLICATIONS

- 6.1 The proposals in this report have no staffing implications for the LA but may have for schools if the recommendation in 2.1 d above leads to the establishment of a base for alternative provision.

7.0 DIVERSITY IMPLICATIONS

- 7.1 Ensuring that the needs of the most vulnerable children are effectively met is a key priority. The data relating to exclusions in Brent identifies disproportionate numbers of pupils of Black and Black Caribbean origin are excluded. This highlights the need for more focussed strategies in respect of these groups.

8.0 LEGAL IMPLICATIONS

- 8.1 The Local Authority has a range of statutory responsibilities and accountabilities in relation to pupils who are permanently excluded and for the standards of behaviour in Local Authority maintained schools.

9.0 BACKGROUND PAPERS

None

10.0 APPENDICES

- A. Options Diagram

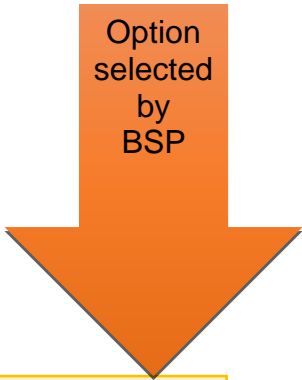
CONTACT OFFICERS

Farzana Aldridge
Strategic Director
Brent Schools Partnership

07925011795

Melissa Loosemore
Headteacher
Roe Green Junior School

Annex A
Schools Forum
report from the BSP



KS1 & 2 PROVISION

OPTION 1-for the BSP to **take overall commissioning responsibility in respect of primary children in need of placements**, aiming for a 'no exclusions' approach. If this model is chosen the £100k will be added to the funding of £200K (minus the cost of current placements of permanently excluded students) when the clear written agreement as to proposed model is reached

OPTION 2- for the BSP to be a **provider** (with an agreed placement cost per student and a clear distinction between setting up costs and recurring costs). This model leaves the local authority with the responsibility for commissioning those places, making sure they are a suitable solution for the pupils in question as well as value for money and placing pupils in them sitting with the local authority

£100K funding will be allocated to support the development of joint school or cross phases initiatives to promote positive behaviour. It was agreed that IAES team will support BSP in evaluating school proposals

Page 18

- Clear written agreement outlining deliverables/service specification and the BSP overall commissioning responsibility in respect of primary children in need of placements
- Quality Assurance system
- Agreed Timescale
- Clearly outlined (value for money) setting up and recurring costs

Detailed setting up cost including:

- Consultancy
- Staff training
- Educational resources
- Recruitment (if appropriate)
- Environment for learning (ICT equipment, furniture, specialist resources)
- Other

Agreed placement cost per student (including specialist/therapeutic support)
-clearly outlined recurring costs

Clear written agreement outlining deliverables/service specification, Quality Assurance system, agreed timescale.

- Clear written agreement outlining deliverables of the proposed initiatives
- Quality Assurance system
- Agreed Timescale
- Clearly outlined (value for money) setting up and recurring costs of the proposed school-led initiatives



Brent

SCHOOLS FORUM

24 February 2016

Report from the Strategic Director of Children
and Young People

For Information

5. Schools' Budgets 2016-17

1.0 SUMMARY

1.1 This report provides an update on the 2016-17 schools budgets.

2.0 RECOMMENDATIONS

2.1 The Schools Forum is requested to note:

- a. the proposed final schools block ISB as calculated by the schools funding formula;
- b. the Special schools, ARP units and PRUs funding for 2016-17;
- c. the 2016-17 SEN statemented funding and targeted funding to be included in the schools' ISB;
- d. the indicative early years funding for schools for 2016-17;
- e. note the indicative 2016-17 DSG allocations;

3.0 Dedicated Schools Grant (DSG) Update

3.1 On 17th December 2015 the Department for Education (DfE) announced the Schools Revenue Funding Settlement for 2016 to 2017 which includes details of the Dedicated Schools Grant (DSG) allocations to local authorities.

- 3.2 The 2016-17 provision allocation is detailed in the table below, with comparisons to the current 2015-16 allocations.

DSG Allocations		2016-17	2015-16	Change
Before Recoupment		£m		
BLOCKS	Schools	223.66	220.49	+3.17
	Early Years	22.34	22.34	+0.00
	High Needs	55.95	55.53	+0.42
	Other	0.06	0.06	+0.00
	Total	302.01	298.42	+3.60

- 3.3 These allocations are prior to deductions for academy recoupment and for direct-funded high needs places. The Education Funding Agency (EFA) will recoup allocations for academies to pay these schools directly, and the level of recoupment is therefore subject to change, as and when schools convert to academy status.
- 3.4 The *Schools* Block is funded at the same level as last year, and reflects the number of pupils as recorded on the October census. The *Early Years* Block is currently an estimate which will be updated in July 2016 to take into account the January 2016 census. The rate per pupil remains at the same rate for 2015-16. The *High Needs* Block increase represents an additional allocation for 2016-17 top-up funding, and is Brent's share of an extra £92.5m allocated nationally to the high needs block. *Other* refers to funding for the induction of Newly Qualified Teachers (NQTs) and remains the same as 2015-16.

4.0 ISB (Schools Block)

- 4.1 The Schools Block of the ISB is calculated using the Authority Proforma Tool (APT), the modelling template provided by the DfE. This is issued to each local authority with pre-populated pupil data and all appropriate adjustments made are based on the decisions and recommendations of the Schools Forum.
- 4.2 The Schools Forum was formally consulted on the schools funding formula at the October meeting, and the formula was subsequently approved by the LA's Cabinet in December.
- 4.3 However when the final APT was issued in mid-December with updated data sets it soon became apparent that significant changes to the Income Deprivation Affecting Children Index (IDACI) would impact on Brent schools. This change had not been anticipated by Brent officers, officers across London and the DfE, and after weeks of modelling, Schools Forum members were consulted electronically and agreed with officers that the best course of action was to continue with the approved funding formula. This decision was taken because all models resulted in almost the same results for all schools, with the minimum funding guarantee (MFG) being triggered for most schools. A copy of this consultation and update is attached as *Background Paper 1*.
- 4.4 As a result of the IDACI changes, 84% of schools now receive protection from the minimum funding guarantee as opposed to 11% in 2015-16. This represents an increase in protection of £5.7m to £6.3m for 2016-17.

4.5 The total Post-MFG schools budget (including academies) has been calculated as £222,003,925.

4.6 Pupil Numbers

4.6.1 The schools funding formula continues to be calculated using the October census. For growing schools (mainly new free schools) and those schools that have been approved for permanent expansion, a pupil number adjustment has been included within the funding formula, as was introduced for 2015-16. This means that these schools will be funded for 7 months (September to March) through the funding formula, rather than through the growth funding for additional classes. This is in line with DfE requirements.

4.7 Primary:Secondary Ratio

4.7.1 The ratio between primary and secondary schools is now 1:1.30, a slight increase from 1:1.29. This is in line with the national average for 2015-16 as the Schools Forum had previously agreed to remain in line with the national average. In order to enable this, all pupil-led factors, whilst being increased proportionately, were adjusted to enable the change of ratio.

4.8 De-Delegations

4.8.1 A number of de-delegations were agreed for 2016-17 at the September and October Schools Forums. These are the same de-delegations as were agreed in previous years and result in a deduction from the maintained primary and secondary schools budgets of £580k to pay for these services. All other schools (maintained nurseries, maintained special schools, maintained PRUs and academies) are either able to buy into these services via BESTBrent or are charged for these services as appropriate. All de-delegations have been agreed at the same rate for both primary and secondary schools.

4.8.2 The agreed de-delegations are:

- | | |
|---|-----------|
| • Free School Meals Eligibility | £ 27,750; |
| • Schools Causing Concern | £250,000; |
| • Maternity Grant | £215,204; |
| • Trade Union Facilities Funding | £ 81,075; |
| • Licenses (excluding Blanket Licences below) | £ 6,006. |

4.9 Centrally Retained

4.9.1 Blanket Licences – these are the copyright licences that have been nationally negotiated by the DfE and are centrally held from the DSG to cover all schools (including academies and free schools) in Brent. At the time of approval by the Schools Forum in October, the total cost of these licences were estimated to be £195k. These have now been confirmed as £191,251.68. In addition there are still two licences that have not been included by the DfE and Brent therefore pays for these through de-delegation and buy-back arrangements, as per 4.8.2.

4.9.2 The Gordon Brown Outdoor Education Centre – the Schools Forum agreed to continue funding the Gordon Brown Centre for 2016-17, at £60k. This is

an outdoor activity centre in Hampshire that is owned and run by Brent, and offers residential and day educational visits to pupils.

- 4.9.3 Wembley Learning Zone – the Schools Forum agreed in October to retain £88k to part-fund the Learning Zone. This is a partnership between Brent and Wembley Stadium that offers a wide range of programmes that supports inclusion and enrichment of the curriculum using sport.
- 4.9.4 Growth Funding – at the December Schools Forum, continued retention of funding for pupil growth (additional classes and places) was approved for 2016/17 at £3.5m. In addition, Rising Rolls funding of £1,129,952 was also agreed to continue for 2016/17.

5.0 **ISB (High Needs Block)**

- 5.1.1 The funding for special schools, alternative resource provisions (ARPs), pupil referral units (PRUs), SEN Statemented and Targeted funding provided to schools within their budget shares, are all funded from the High Needs Block.
- 5.1.2 Special Schools – the total funding for 2016/17 is calculated to be £17,363,501, as detailed in Appendix A. There is no change to the method of calculation for 2016/17. The calculations are based on:
- *Base funding* of £10k for each planned place – pro-rata'd due to the overlap of academic years. This is paid directly to special academies by the EFA.
 - *Top-up funding* based on the pupils on roll at 31st December 2015 and the banding of those pupils. The top-up funding for any changes in the pupil population will continue to be paid termly in arrears.
 - *Central services* which is additional funding to allow the buy-in or external purchase of services that are de-delegated.
- 5.1.3 Alternative Resource Provisions (ARPs) – for 2016/17 this will be £2,065,447, as detailed in Appendix A. There has been no change to the method of calculation for these and is based on *base funding* of £10k for each planned place and *top-up funding* based on the pupils on roll at 31st December 2015.
- 5.1.4 Pupil Referral Units – this is calculated as £2,723,755 for 2016/17, as detailed in Appendix A. There has been no change to the method of calculation for these and is based on *base funding* of £10k for each planned place and *top-up funding* for each place.
- 5.1.5 SEN Statemented Funding – this is provided to schools within their budget share for in-borough pupils with a statement that are on roll at the school at 31st December 2015. This results in funding of £5,363,982. Where these pupil numbers change throughout the year, adjustments to this will be paid or invoiced to schools as top-up funding, termly in arrears. In addition, SEN funding for all out-borough pupils with a statement will be paid separate to budget share as top-up funding, termly in arrears.

- 5.1.6 SEN Targeted Funding – this is funding provided to those schools identified as being overly disadvantaged by having to cover the first £6k of every statemented pupil, as introduced in 2013/14. The Schools Forum have previously agreed to provide additional funding to these schools based on the percentage of in-borough statemented pupils on roll, as a percentage of the total number of roll. Therefore if a school has above the pro-rata'd average number of in-borough statemented pupils, and this represents more than 4% of the NOR, the school will receive £5k for each pupil above the average. Two schools will attract a total funding of £65k as a result.

6.0 ISB (Early Years Block)

- 6.1.1 Using the Early Years Single Funding Formula (EYSFF), funding is provided to nurseries, nursery units attached to schools and PVI (private, voluntary and independent) organisations. The budget shares for nurseries and nursery units are funded through the Early Years Block and the total is estimated to be £7,645,744 for 2016-17.
- 6.1.2 The indicative EYSFF for 2016-17 is detailed in Appendix A. **Please note that these are indicative only, and are based on last year's IDACI data which will be updated in March. Given the sizeable changes experienced with IDACI in the schools funding formula, a similar shift is expected for early years, and these amounts are therefore for illustration purposes only.**
- 6.1.3 The indicative calculations are based on:
- A base rate of £3.73;
 - 2015-16 IDACI data to estimate the deprivation supplement;
 - Actual hours of take-up in Summer 2015 and Autumn 2015;
 - Estimated hours of take-up for Spring 2016, based on the Autumn 2015 take up;
 - Adjustments for 2015-16 based on the known hours of take up in the Summer 2015 and Autumn 2015 census and the estimated take up for Spring 2016.
 - An agreed lump sum for each nursery school.
 - Central services funding for nursery schools, to allow the buy-in or external purchase of services that are de-delegated.

7.0 Other Grants

- 7.1.1 In addition to the schools budget share (ISB/delegated funds) schools receive other grants, which are not funded from the DSG.
- 7.1.2 The Pupil Premium (PPG) – this is a ring-fenced grant and represents a substantial amount of funding for most schools. It is provided to schools to raise the attainment of 'disadvantaged' pupils and to narrow the gap between these pupils and their peers. The amounts per pupil for 2016/17 will remain the same as 2015/16. **Please note that the Summer School element of this grant, which is provided to secondary schools, will not continue into 2016/17.**

This is provided by *financial year*.

The PPG rates for 2016/17 are:

FSM (Ever 6)	Primary	1,320.00
	Secondary	935.00
Plus	LAC	1,900.00
	Post-LAC	1,900.00
Service (Ever 6)		300.00
Early Years		302.10

7.1.3 Universal Infant Free Schools Meals (UIFSM) – this grant covers the cost of meals provided to pupils in Reception to Year Two. The rates for 2016/17 will remain the same, at £2.30 per meal taken as recorded on census, and funded for the full 190 days within the academic year.
This is provided by *academic year*.

7.1.4 PE & Sports Grant – this grant is provided to fund improvements to the provision of physical education and sport in primary schools, in order to give pupils the opportunity to develop a healthy lifestyle. The rates for 2016/17 have not yet been confirmed and schools are advised to assume the same rates as 2015/16. The rates were £500 per pupil for small schools with up to 16 pupils, or £8k plus £5 per pupil for schools with more than 17 pupils. This is based on the January census.
This is allocated by *academic year*.

7.1.5 Year 7 Catch-Up Premium – this is provided to secondary schools to support pupils not achieving the required levels in reading or mathematics at KS2. This is £500 per eligible pupil.
This is allocated by *financial year*.

8.0 Time Table

1. Schools will be notified of the figures in Appendix A, as indicative budget shares, by Monday 29th February 2016.
2. Schools will be notified of the final budget shares by Thursday 31st March 2016.

9.0 BACKGROUND PAPERS

1. 2016-17 Schools Funding Update – January 2016.

10.0 APPENDICES

- A. 2016-17 Schools Indicative Budgets.

CONTACT OFFICERS

Norwena Thomas
Senior Finance Analyst

0208 937 3068

Devbai Patel
Finance Analyst

0208 937 3263

APPENDIX A

TYPE	SCHOOL NAME	SCHOOLS BLOCK FUNDING ALLOCATION POST DE-DELEGATION	EARLY YEARS BLOCK (Indicative)	HIGH NEEDS BLOCK	SIXTH FORM (2015-16 as Indicative)	TOTAL
		£	£	£	£	£
TOTAL		221,419,187	7,645,744	27,591,685	3,372,427	260,029,043
Primary	Anson	1,722,446	97,226	125,660		1,945,332
Primary	Ark Franklin	2,784,629	179,594	41,428		3,005,651
Primary	Avigdor Hirsch Torah Temimah	874,864	62,823			937,687
Primary	Barham	3,738,369	220,967	126,048		4,085,384
Primary	Braintcroft	3,312,856	197,011	160,576		3,670,443
Primary	Brentfield	3,047,032	142,022	32,467		3,221,521
Primary	Byron Court	3,149,506		52,543		3,202,049
Primary	Carlton Vale Infants	855,401	141,007	6,378		1,002,786
Primary	Chalkhill	2,364,542	147,953	27,197		2,539,692
Primary	Christ Church CE	1,009,045	33,427	19,033		1,061,505
Primary	Convent of Jesus & Mary RC Infants	1,439,029	164,000	59,106		1,662,135
Primary	Donnington	1,114,395	56,000	27,386		1,197,781
Primary	Elsley	2,130,359	104,779	42,016		2,277,154
Primary	Fryent	3,295,568	103,770	173,953		3,573,291
Primary	Furness	2,420,308	117,552	20,404		2,558,264
Primary	Gladstone Park	2,847,882	121,623	73,662		3,043,167
Primary	Harlesden	1,600,281	58,723	23,071		1,682,075
Primary	Islamia	2,085,708		39,794		2,125,502
Primary	John Keble CE	2,056,003	50,263	47,806		2,154,072
Primary	Kilburn Grange	505,405				505,405
Primary	Kilburn Park	1,045,246		20,420		1,065,666
Primary	Kingsbury Green	2,868,042	103,620	420,064		3,391,726
Primary	Leopold	3,582,385	104,285	42,016		3,728,686
Primary	Lyon Park	4,235,083	188,853	90,886		4,514,822
Primary	Malorees Infants	1,064,846	65,876	88,058		1,218,780
Primary	Malorees Juniors	1,082,966		46,221		1,129,187
Primary	Mitchell Brook	2,760,836	99,162	54,583		2,914,581
Primary	Mora	2,036,674	105,919	63,024		2,205,617
Primary	Mount Stewart Infants	1,320,843	52,907	68,713		1,442,463
Primary	Mount Stewart Juniors	1,621,003		10,504		1,631,507
Primary	Newfield	2,248,302	75,963	11,913		2,336,178
Primary	North West London Jewish	1,161,310	73,319	14,630		1,249,259
Primary	Northview	1,130,590	76,126	69,213		1,275,929
Primary	Oakington Manor	3,062,428	192,543	589,838		3,844,809
Primary	Oliver Goldsmith	1,913,906	127,278	65,087		2,106,271
Primary	Our Lady of Grace RC Infants	1,016,758	134,820	30,402		1,181,980
Primary	Our Lady of Grace RC Juniors	1,193,565		50,457		1,244,022
Primary	Our Lady of Lourdes RC	1,134,058	56,596	11,979		1,202,633
Primary	Park Lane	1,988,024	152,277	36,580		2,176,881
Primary	Preston Park	3,480,515	147,103	133,467		3,761,085
Primary	Princess Frederica CE	1,756,813	58,150	21,008		1,835,971
Primary	Roe Green Infants	2,778,973	193,952	37,113		3,010,038
Primary	Roe Green Juniors	2,052,060		51,298		2,103,358
Primary	Salisbury	2,819,984	130,750	112,720		3,063,454
Primary	Sinai Jewish	2,428,938	94,064	8,441		2,531,443
Primary	St Andrew and Francis CE	1,996,343	97,075	31,512		2,124,930
Primary	St Joseph's RC	2,390,727	148,064	124,596		2,663,387
Primary	St Joseph's RC Infants	1,118,259	132,349	18,945		1,269,553
Primary	St Joseph's RC Juniors	1,294,009		14,319		1,308,328
Primary	St Margaret Clitherow	1,141,608	42,025	113,900		1,297,533
Primary	St Mary Magdalen's RC	1,623,004		80,116		1,703,120
Primary	St Mary's CE	1,519,423	61,681	3,538		1,584,642
Primary	St Mary's RC	1,651,232	-16,911	22,483		1,656,804
Primary	St Robert Southwell RC	1,849,917	87,368	166,576		2,103,861
Primary	Stonebridge	3,000,411	93,842	73,950		3,168,203
Primary	Sudbury	3,699,796	217,889	60,009		3,977,694
Primary	Uxendon Manor	2,295,323	140,562	52,837		2,488,722
Primary	Wembley	3,753,592	122,549	187,849		4,063,990
Primary	Wykeham	2,451,917	183,182	43,302		2,678,401
Secondary	Alperton	7,044,558		421,905		7,466,463
Secondary	Ark Elvin	5,844,337		65,509		5,909,846
Secondary	Capital City	6,293,871		106,200		6,400,071
Secondary	Claremont	7,332,877		110,138		7,443,015
Secondary	Convent of Jesus & Mary Language	5,356,749		78,140		5,434,889
Secondary	JFS	8,070,828		38,843	2,634,926	10,744,597
Secondary	Kingsbury	9,955,231		400,720		10,355,951
Secondary	Michaela	2,048,710		44,427		2,093,137
Secondary	Newman RC	4,166,655		71,830	737,501	4,975,986
Secondary	Queens Park	6,303,673		171,940		6,475,613
Secondary	St Gregory's RC	5,359,428		187,600		5,547,028
Secondary	The Crest	6,258,342		33,177		6,291,519
All-Through	Ark	7,307,086	139,826	237,780		7,684,692
All-Through	Preston Manor	9,348,640		837,154		10,185,794
All-Through	Wembley High	6,804,865		118,368		6,923,233
Nursery	College Green		396,786			396,786
Nursery	Curzon Crescent		632,823			632,823
Nursery	Fawood		462,222	201,673		663,895
Nursery	Granville Plus		472,109	137,930		610,039
Special	Manor			4,467,746		4,467,746
Special	Phoenix Arch			1,127,136		1,127,136
Special	The Village			7,889,665		7,889,665
Special	Woodfield			3,878,954		3,878,954
PRUs	Ashley College			978,725		978,725
PRUs	Brent River College - Poplar Grove			930,166		930,166
PRUs	Brent River College - Stag Lane			814,864		814,864

SCHOOL NAME	BASIC ENTITLEMENT TOTAL	IDACI TOTAL	EAL TOTAL	LAC	LOW ATTAINMENT TOTAL	PUPIL-LED FACTORS TOTAL	LUMP SUM	SPLIT SITE	RATES	AMALGAMATION LUMP SUM	SCHOOL FACTORS TOTAL	FUNDING TOTAL (PRE-MFG)	MFG	FUNDING TOTAL (POST-MFG)	DE-DELEGATION	FUNDING TOTAL (POST DE-DELEGATION)
	£	£	£	£	£	£	£	£	£	£	£	£	£	£	£	£
	165,862,754	11,129,938	6,101,100	132,484	16,661,127	199,887,405	12,950,000	1,071,199	1,661,641	122,500	15,805,341	215,692,731	6,311,188	222,003,925	-584,736	221,419,188
Anson	1,204,679	111,111	61,496		152,773	1,530,059	175,000		25,847		200,847	1,730,905		1,730,905	-8,459	1,722,446
Ark Franklin	1,946,787	166,503	79,016		249,648	2,441,954	175,000		6,464		181,464	2,623,418	161,211	2,784,629		2,784,629
Avigdor Hirsch Torah Temimah	642,273	356	4,454		48,322	695,405	175,000		1,845		176,845	872,250	7,123	879,374	-4,510	874,864
Barham	2,650,626	101,200	173,028	4,345	405,199	3,334,398	175,000		89,459		264,459	3,598,856	158,126	3,756,982	-18,613	3,738,369
Braintcroft	2,236,310	248,971	116,867		366,515	2,968,663	175,000		42,920		217,920	3,186,582	141,977	3,328,559	-15,703	3,312,856
Brentfield	1,937,070	289,104	137,313		281,548	2,645,035	175,000		96,733		271,733	2,916,770	143,864	3,060,634	-13,602	3,047,032
Byron Court	2,392,718	68,871	149,761	4,357	350,008	2,965,715	175,000		25,593		200,593	3,166,307		3,166,307	-16,802	3,149,506
Carlton Vale Infants	452,586	58,464	58,014	893	47,010	616,967	175,000		13,666		188,666	805,634	52,945	858,579	-3,178	855,401
Chalkhill	1,584,053	144,786	107,863		199,941	2,036,643	175,000		20,144		195,144	2,231,787	143,879	2,375,665	-11,123	2,364,542
Christ Church CE	632,290	64,582	27,770		80,102	804,744	175,000		2,162		177,162	981,906	31,579	1,013,485	-4,440	1,009,045
Convent of Jesus & Mary RC Infants	885,206	86,489	117,387		110,391	1,199,473	175,000		2,144		177,144	1,376,616	68,629	1,445,245	-6,216	1,439,029
Donnington	695,519	73,147	42,220		45,491	856,377	175,000		15,778		190,778	1,047,156	72,124	1,119,279	-4,884	1,114,395
Elsley	1,494,201	120,658	89,312	2,200	200,459	1,906,830	175,000		22,611		197,611	2,104,440	36,411	2,140,851	-10,492	2,130,359
Fryent	2,276,244	113,936	213,200		431,790	3,035,170	175,000		27,940		202,940	3,238,110	73,442	3,311,552	-15,984	3,295,568
Furness	1,610,675	185,089	106,344		257,760	2,159,868	175,000		5,367		180,367	2,340,234	91,384	2,431,618	-11,310	2,420,308
Gladstone Park	2,039,967	199,337	99,935	2,022	270,296	2,611,557	175,000		7,190		182,190	2,793,747	54,135	2,847,882		2,847,882
Harlesden	981,713	144,004	106,116	5,035	180,399	1,417,267	175,000		14,908		189,908	1,607,175		1,607,175	-6,894	1,600,281
Islamia	1,381,054	168,415			181,549	1,731,018	175,000	97,186	5,817		278,003	2,009,020	86,385	2,095,406	-9,698	2,085,708
John Keble CE	1,334,465	176,834	75,420	2,023	192,769	1,781,511	175,000		2,073		177,073	1,958,583	106,790	2,065,373	-9,371	2,056,003
Kilburn Grange	279,539	34,735				314,274	175,000		16,130		191,130	505,405		505,405		505,405
Kilburn Park	628,962	81,705	15,046	926	44,957	771,596	175,000		1,919		176,919	948,516	101,146	1,049,662	-4,417	1,045,246
Kingsbury Green	2,039,967	105,649	161,439	1,999	281,524	2,590,578	175,000		21,881		196,881	2,787,459	94,907	2,882,366	-14,325	2,868,042
Leopold	2,437,644	302,364	95,705	5,824	274,147	3,115,684	175,000	235,132	26,338		436,470	3,552,153	47,349	3,599,502	-17,117	3,582,385
Lyon Park	2,985,074	133,056	297,420	1,016	380,023	3,796,589	175,000		41,651	122,500	339,151	4,135,740	120,304	4,256,044	-20,961	4,235,083
Malorees Infants	675,552	50,341	61,974		84,600	872,467	175,000		17,766		192,766	1,065,231	4,358	1,069,589	-4,744	1,064,846
Malorees Juniors	778,715	61,471	1,276	1,007	67,985	910,454	175,000		2,982		177,982	1,088,434		1,088,434	-5,468	1,082,966
Mitchell Brook	1,868,583	274,104	88,999	2,224	217,980	2,451,890	175,000		23,865		198,865	2,650,755	123,201	2,773,957	-13,121	2,760,836
Mora	1,341,120	131,047	74,132		187,303	1,733,602	175,000		23,481		198,481	1,932,083	114,008	2,046,091	-9,417	2,036,674
Mount Stewart Infants	898,517	7,808	115,965	931	102,594	1,125,815	175,000		16,338		191,338	1,317,155	9,998	1,327,153	-6,309	1,320,843
Mount Stewart Juniors	1,291,203	22,025	8,868		109,495	1,431,591	175,000		23,479		198,479	1,630,069		1,630,069	-9,067	1,621,003
Newfield	1,334,465	174,166	95,006	1,045	217,682	1,822,364	175,000		18,770		193,770	2,016,134	241,539	2,257,673	-9,371	2,248,302
North West London Jewish	811,993	30,622	22,063		64,461	929,139	175,000		4,522		179,522	1,108,661	52,649	1,161,310		1,161,310
Northview	695,519	72,620	32,208	1,024	108,731	910,102	175,000		10,567		185,567	1,095,669	39,805	1,135,474	-4,884	1,130,590
Oakington Manor	2,153,114	167,893	95,360	2,919	314,464	2,733,750	175,000		10,098		185,098	2,918,847	158,700	3,077,547	-15,119	3,062,428
Oliver Goldsmith	1,387,710	48,250	74,695		172,326	1,682,981	175,000		27,156		202,156	1,885,137	38,514	1,923,651	-9,744	1,913,906
Our Lady of Grace RC Infants	595,684	61,397	69,203		96,241	822,525	175,000		1,603		176,603	999,127	21,813	1,020,940	-4,183	1,016,758
Our Lady of Grace RC Juniors	795,354	82,355	1,254		104,737	983,700	175,000		2,423		177,423	1,161,123	38,026	1,199,150	-5,585	1,193,565
Our Lady of Lourdes RC	698,847	100,664	39,717		84,101	923,329	175,000		2,275		177,275	1,100,604	38,361	1,138,966	-4,907	1,134,058
Park Lane	1,397,694	103,539	104,151		186,542	1,791,926	175,000		17,027		192,027	1,983,953	13,886	1,997,838	-9,815	1,988,024
Preston Park	2,584,069	91,907	184,076	2,047	335,120	3,197,219	175,000		34,387		209,387	3,406,607	92,053	3,498,660	-18,145	3,480,515
Princess Frederica CE	1,347,776	93,442	20,429	995	125,762	1,588,404	175,000		2,874		177,874	1,766,277		1,766,277	-9,464	1,756,813
Roe Green Infants	1,650,610	62,608	297,215		251,703	2,262,136	175,000	208,242	17,825		401,067	2,663,202	127,362	2,790,563	-11,590	2,778,973
Roe Green Juniors	1,590,708	65,627	12,539		202,258	1,871,132	175,000		17,098		192,098	2,063,230		2,063,230	-11,170	2,052,060
Salisbury	2,076,573	169,284	67,192	1,031	249,398	2,563,478	175,000		66,317		241,317	2,804,795	29,771	2,834,566	-14,582	2,819,984
Sinai Jewish	2,053,278	30,310	37,318		141,086	2,261,992	175,000		6,364		181,364	2,443,356		2,443,356	-14,418	2,428,938
St Andrew and Francis CE	1,297,858	132,237	69,647		198,417	1,698,159	175,000		4,547		179,547	1,877,706	118,637	1,996,343		1,996,343
St Joseph's RC	1,650,610	215,769	83,023		144,433	2,093,835	175,000		4,732		179,732	2,273,567	128,751	2,402,318	-11,590	2,390,727
St Joseph's RC Infants	698,847	46,619	125,026		75,746	946,238	175,000		1,928		176,928	1,123,166		1,123,166	-4,907	1,118,259
St Joseph's RC Juniors	931,796	65,384	8,809		104,872	1,110,861	175,000		2,571		177,571	1,288,429	12,122	1,300,552	-6,543	1,294,009
St Margaret Clitherow	698,847	69,414	33,645		123,495	925,401	175,000		2,255		177,255	1,102,657	43,858	1,146,515	-4,907	1,141,608
St Mary Magdalen's RC	1,194,695	118,430	7,544	1,036	88,577	1,410,282	175,000		8,922		183,922	1,594,205	37,189	1,631,393	-8,389	1,623,004
St Mary's CE	965,074	128,395	59,610	1,035	151,713	1,305,827	175,000		3,431		178,431	1,484,258	41,942	1,526,200	-6,777	1,519,423
St Mary's RC	1,101,516	139,842	40,662	1,765	116,135	1,399,920	175,000		3,096		178,096	1,578,015	80,952	1,658,967	-7,735	1,651,232
St Robert Southwell RC	1,371,071	55,691	41,093		166,946	1,634,801	175,000		3,430		178,430	1,813,231	46,314	1,859,544	-9,628	1,849,917
Stonebridge	1,953,443	220,256	120,775	3,093	283,183	2,580,750	175,000		16,896		191,896	2,772,647	241,481	3,014,128	-13,717	3,000,411
Sudbury	2,792,059	69,900	144,850	2,046	347,020	3,355,875	175,000		7,942		182,942	3,538,818	160,978	3,699,796		3,699,796
Uxendon Manor	1,727,150	57,365	140,163	2,373	176,702	2,103,753	175,000		28,699		203,699	2,307,451		2,307,451	-12,128	2,295,323
Wembley	2,792,059	180,602	174,092	1,023	336,365	3,484,141	175,000		36,973		211,973	3,696,115	77,082	3,773,197	-19,606	3,753,592
Wykeham	1,700,527	194,858	101,317		170,159	2,166,861	175,000		31,802		206,802	2,373,665	90,193	2,463,858	-11,941	2,451,917
Alperton	5,557,683	298,185	41,675	997	614,091	6,512,631	175,000	261,454	30,420		466,874	6,979,504	65,054	7,044,558		7,044,558
Ark Elvin	4,490,156	270,466	260,752	4,000	536,293	5,561,667	175,000		54,080		229,080	5,790,746	53,592	5,844,337		5,844,337
Capital City	4,925,524	460,408	57,793	5,185	475,478	5,924,388	175,000		66,706		241,706	6,166,093	127,777	6,293,871		6,293,871
Claremont	6,488,918	154,739	25,393	2,063	279,242	6,950,355	175,000		37,242		212,242	7,162,596	170,281	7,332,877		7,332,877
Convent of Jesus & Mary Language	4,324,504	405,060	40,695	995	257,045	5,028,299	175,000		27,148							

2016-17 EYSFF BUDGET

	BUDGETED HOURS	BASE FUNDING	DEPRIVATION SUPPLEMENT HOURLY RATE (2015-16)	IDACI FUNDING (2010 DATA)	FUNDING	LUMP SUM	CENTRAL SERVICES	TOTAL ALLOCATION	2015-16 ADJUSTMENT	FINAL BUDGET
		£	£	£	£	£	£	£	£	£
TOTAL	1,623,780	6,056,699		1,279,350	6,984,126	1,103,381	7,186	8,094,693	-448,949	7,645,744
Anson	25,740	96,010	0.82	21,107	117,117			117,117	(19,891)	97,226
Ark	32,070	119,621	0.79	25,335	144,956			144,956	(5,130)	139,826
Ark Franklin	39,240	146,365	0.57	22,367	168,732			168,732	10,862	179,594
Avigdor Hirsch Torah Temimah	15,750	58,748	0.07	1,103	59,851			59,851	2,972	62,823
Barham	51,300	191,349	0.53	27,189	218,538			218,538	2,429	220,967
Braintcroft	42,720	159,346	1.21	51,691	211,037			211,037	(14,026)	197,011
Brentfield	27,720	103,396	1.11	30,769	134,165			134,165	7,857	142,022
Carlton Vale Infants	33,390	124,545	1.01	33,724	158,269			158,269	(17,262)	141,007
Chalkhill	30,180	112,571	1.29	38,932	151,503			151,503	(3,550)	147,953
Christ Church CE	9,810	36,591	0.75	7,358	43,949			43,949	(10,522)	33,427
Convent of Jesus & Mary RC Infants	33,840	126,223	0.99	33,502	159,725			159,725	4,275	164,000
Donnington	13,590	50,691	1.24	16,852	67,543			67,543	(11,543)	56,000
Elsley	23,610	88,065	0.63	14,874	102,939			102,939	1,840	104,779
Fryent	26,700	99,591	0.63	16,821	116,412			116,412	(12,642)	103,770
Furness	27,420	102,277	0.80	21,936	124,213			124,213	(6,661)	117,552
Gladstone Park	29,160	108,767	1.01	29,452	138,219			138,219	(16,596)	121,623
Harlesden	13,830	51,586	1.17	16,181	67,767			67,767	(9,044)	58,723
John Keble CE	15,240	56,845	1.45	22,098	78,943			78,943	(28,680)	50,263
Kingsbury Green	26,040	97,129	0.87	22,655	119,784			119,784	(16,164)	103,620
Leopold	27,360	102,053	1.19	32,558	134,611			134,611	(30,326)	104,285
Lyon Park Infants	45,390	169,305	0.45	20,426	189,731			189,731	(878)	188,853
Malorees Infants	18,480	68,930	0.48	8,870	77,800			77,800	(11,924)	65,876
Sinai Jewish	28,950	107,984	0.23	6,659	114,643			114,643	(20,579)	94,064
Mitchell Brook	21,420	79,897	1.35	28,917	108,814			108,814	(9,652)	99,162
Mora	22,380	83,477	1.08	24,170	107,647			107,647	(1,728)	105,919
Mount Stewart Infants	13,470	50,243	0.26	3,502	53,745			53,745	(838)	52,907
Newfield	22,020	82,135	0.99	21,800	103,935			103,935	(27,972)	75,963
North West London Jewish	18,870	70,385	0.31	5,850	76,235			76,235	(2,916)	73,319
Northview	17,070	63,671	1.22	20,825	84,496			84,496	(8,370)	76,126
Oakington Manor	42,120	157,108	0.78	32,854	189,962			189,962	2,581	192,543
Oliver Goldsmith	27,930	104,179	0.62	17,317	121,496			121,496	5,782	127,278
Our Lady of Grace RC Infants	27,660	103,172	0.90	24,894	128,066			128,066	6,754	134,820
Our Lady of Lourdes RC	13,680	51,026	1.07	14,638	65,664			65,664	(9,068)	56,596
Park Lane	32,850	122,531	0.71	23,324	145,855			145,855	6,422	152,277
Preston Park	33,780	125,999	0.56	18,917	144,916			144,916	2,187	147,103
Princess Frederica CE	14,940	55,726	0.57	8,516	64,242			64,242	(6,092)	58,150
Roe Green Infants	45,600	170,088	0.49	22,344	192,432			192,432	1,520	193,952
Salisbury	26,700	99,591	0.77	20,559	120,150			120,150	10,600	130,750
St Andrew and Francis CE	22,680	84,596	1.10	24,948	109,544			109,544	(12,469)	97,075
St Joseph's RC Infants	31,470	117,383	0.72	22,658	140,041			140,041	(7,692)	132,349
St Joseph's RC	27,750	103,508	0.84	23,310	126,818			126,818	21,246	148,064
St Margaret Clitherow	10,950	40,844	1.22	13,359	54,203			54,203	(12,178)	42,025
St Mary's CE	14,700	54,831	1.46	21,462	76,293			76,293	(14,612)	61,681
St Mary's RC	2,520	9,400	3.59	9,047	18,447			18,447	(35,358)	(16,911)
St Robert Southwell RC	24,180	90,191	0.68	16,442	106,633			106,633	(19,265)	87,368
Stonebridge	20,430	76,204	1.16	23,699	99,903			99,903	(6,061)	93,842
Sudbury	50,940	190,006	0.56	28,526	218,532			218,532	(643)	217,889
Uxendon Manor	34,200	127,566	0.38	12,996	140,562			140,562		140,562
Wembley	30,900	115,257	0.67	20,703	135,960			135,960	(13,411)	122,549
Wykeham	40,170	149,834	1.47	59,050	208,884			208,884	(25,702)	183,182
College Green	39,690	148,044	0.53	21,036	169,080	240,931	1,391	411,402	(14,616)	396,786
Curzon Crescent	67,740	252,670	0.97	65,708	318,378	312,473	2,248	633,099	(276)	632,823
Fawood	45,300	168,969	1.19	53,907	222,876	284,076	1,762	508,714	(46,492)	462,222
Granville Plus	47,790	178,257	1.08	51,613	229,870	265,901	1,785	497,556	(25,447)	472,109
PRIMARY	1,328,910	4,956,836		1,087,086	6,043,922			6,043,922	(362,118)	5,681,804
NURSERY	200,520	747,940		192,264	940,204	1,103,381	7,186	2,050,771	(86,831)	1,963,940

APPENDIX A

2016-17 SEN STATEMENTED FUNDING - IN BOROUGH (INCLUDED IN ISB)

SCHOOL	NO OF STATEMENTS	NO. OF STATEMENTS FTE	CONTRIBUTION MADE BY SCHOOL (1ST £6k OF EVERY STATEMENT)	TOP UP TO BE PAID BY LA (EXCL. FIRST £6K)	TOTAL STATEMENT COST
			£	£	£
	606	529	3,166,497	5,363,982	8,530,479
Anson	12	11.42	68,515	125,660	194,175
Ark Franklin	5	4.42	26,515	41,428	67,943
Avigdor Hirsch Torah Temimah	-	-	-	-	-
Barham	12	12.00	72,000	126,048	198,048
Braintcroft	15	14.42	86,515	160,576	247,091
Brentfield	5	3.84	23,030	32,467	55,497
Byron Court	7	5.84	35,030	52,543	87,573
Carlton Vale Infants	1	1.00	6,000	6,378	12,378
Chalkhill	2	2.00	12,000	27,197	39,197
Christchurch CE	2	1.42	8,515	19,033	27,548
Convent of Jesus & Mary Infants	7	4.68	28,060	59,106	87,166
Donnington	3	3.00	18,000	27,386	45,386
Elsley	4	4.00	24,000	42,016	66,016
Fryent	16	14.84	89,030	173,953	262,983
Furness	3	2.42	14,515	20,404	34,919
Gladstone Park	11	8.10	48,575	73,662	122,237
Harlesden	2	2.00	12,000	23,071	35,071
Islamia	4	4.00	24,000	39,794	63,794
John Keble	6	5.42	32,515	47,806	80,321
Kilburn Park Juniors	3	2.42	14,515	20,420	34,935
Kingsbury Green	7	6.42	38,515	69,824	108,339
Leopold	4	4.00	24,000	42,016	66,016
Lyon Park	12	9.10	54,575	90,886	145,461
Malorees Infants	8	5.68	28,060	58,058	86,118
Malorees Juniors	5	4.42	26,515	46,221	72,736
Mitchell Brook	5	5.00	30,000	54,583	84,583
Mora	6	6.00	36,000	63,024	99,024
Mount Stewart Infants	7	5.84	35,030	68,713	103,743
Mount Stewart Juniors	1	1.00	6,000	10,504	16,504
Newfield	2	1.42	8,515	11,913	20,428
North West London Jewish Day	1	1.00	6,000	14,630	20,630
Northview	6	6.00	36,000	69,213	105,213
Oakington Manor	10	9.42	56,515	109,254	165,769
Oliver Goldsmith	6	6.00	36,000	65,087	101,087
Our Lady of Grace Infants	3	2.42	14,515	30,402	44,917
Our Lady of Grace Juniors	5	5.00	30,000	50,457	80,457
Our Lady of Lourdes	2	1.42	8,515	11,979	20,494
Park Lane	5	4.42	26,515	36,580	63,095
Preston Park	13	11.84	71,030	133,467	204,497
Princess Frederica	2	2.00	12,000	21,008	33,008
Roe Green Infants	4	3.42	20,515	37,113	57,628
Roe Green Juniors	6	5.42	32,515	51,298	83,813
Salisbury	12	10.26	61,545	112,720	174,265
Sinai Jewish	1	1.00	6,000	8,441	14,441
St Andrew & St Francis	3	3.00	18,000	31,512	49,512
St Joseph's RC	13	12.42	74,515	124,596	199,111
St Joseph's RC Infants	2	2.00	12,000	18,945	30,945
St Joseph's RC Juniors	3	1.84	11,030	14,319	25,349
St Margaret Clitherow	11	8.68	52,060	68,900	120,960
St Mary Magdalen Juniors	11	8.10	48,575	80,116	128,691
St Mary's RC	3	2.42	14,515	22,483	36,998
St Mary's CE	1	0.42	2,515	3,538	6,053
St Robert Southwell	14	13.42	80,515	166,576	247,091
Stonebridge	7	6.42	38,515	73,950	112,465
Sudbury	8	6.26	37,545	60,009	97,554
Uxendon Manor	5	5.00	30,000	52,837	82,837
Wembley Primary	20	18.26	109,545	187,849	297,394
Wykeham	4	3.42	20,515	43,302	63,817
Alperton	15	12.68	76,060	114,354	190,414
Ark Elvin	6	5.42	32,515	65,509	98,024
Capital City	13	11.26	67,545	106,200	173,745
Claremont	14	11.68	70,060	110,138	180,198
Convent of Jesus & Mary Language	10	7.68	46,060	78,140	124,200
J F S	4	3.42	20,515	38,843	59,358
Kingsbury	33	27.19	163,151	280,649	443,800
Michaela Community	5	5.00	30,000	44,427	74,427
Newman Catholic	8	6.84	41,030	71,830	112,860
Queens Park	25	21.52	129,090	171,940	301,030
St Gregory's RC	22	19.10	114,575	187,600	302,175
The Crest	7	4.10	24,575	33,177	57,752
Ark	27	25.26	151,545	237,780	389,325
Preston Manor	43	36.03	216,181	369,756	585,937
Wembley	16	14.26	85,545	118,368	203,913
Primary	358	317	1,898,050	3,335,271	5,233,321
Secondary	162	136	815,176	1,302,807	2,117,983
All Through	86	76	453,271	725,904	1,179,175

APPENDIX A

2016-17 SEN STATEMENTED FUNDING - OUT BOROUGH (TO BE RECOUPED FROM HOME LA) FOR INFORMATION ONLY - NOT INCLUDED IN BUDGET SHARE

SCHOOL	NO OF STATEMENTS	NO. OF STATEMENTS FTE	CONTRIBUTION MADE BY SCHOOL (1ST £6k OF EVERY STATEMENT)	TOP UP TO BE PAID BY HOME LA (EXCL. FIRST £6K)	TOTAL STATEMENT COST
			£	£	£
	88	77	461,786	734,892	1,196,678
Anson	1	1.00	6,000	10,504	16,504
Ark Franklin	-	-	-	-	-
Avigdor Hirsch Torah Temimah	2	1.42	8,515	10,072	18,587
Barham	-	-	-	-	-
Braintcroft	1	1.00	6,000	12,567	18,567
Brentfield	-	-	-	-	-
Byron Court	2	2.00	12,000	16,882	28,882
Carlton Vale Infants	-	-	-	-	-
Chalkhill	-	-	-	-	-
Christchurch CE	-	-	-	-	-
Convent of Jesus & Mary Infants	-	-	-	-	-
Donnington	-	-	-	-	-
Elsley	-	-	-	-	-
Fryent	-	-	-	-	-
Furness	-	-	-	-	-
Gladstone Park	2	1.42	8,515	18,311	26,826
Harlesden	-	-	-	-	-
Islamia	-	-	-	-	-
John Keble	-	-	-	-	-
Kilburn Park Juniors	4	2.84	17,030	29,829	46,859
Kingsbury Green	-	-	-	-	-
Leopold	-	-	-	-	-
Lyon Park Infants	-	-	-	-	-
Lyon Park Juniors	-	-	-	-	-
Malorees Infants	1	1.00	6,000	12,726	18,726
Malorees Juniors	1	0.42	2,515	10,316	12,831
Mitchell Brook	1	1.00	6,000	6,378	12,378
Mora	-	-	-	-	-
Mount Stewart Infants	-	-	-	-	-
Mount Stewart Juniors	-	-	-	-	-
Newfield	-	-	-	-	-
North West London Jewish Day	10	8.84	53,030	107,886	160,916
Northview	-	-	-	-	-
Oakington Manor	2	2.00	12,000	22,436	34,436
Oliver Goldsmith	-	-	-	-	-
Our Lady of Grace Infants	-	-	-	-	-
Our Lady of Grace Juniors	-	-	-	-	-
Our Lady of Lourdes	-	-	-	-	-
Park Lane	-	-	-	-	-
Preston Park	1	1.00	6,000	8,441	14,441
Princess Frederica	-	-	-	-	-
Roe Green Infants	-	-	-	-	-
Roe Green Juniors	-	-	-	-	-
Salisbury	3	3.00	18,000	28,179	46,179
Sinai Jewish	7	5.84	35,030	58,023	93,053
St Andrew & St Francis	-	-	-	-	-
St Joseph's RC	-	-	-	-	-
St Joseph's RC Infants	-	-	-	-	-
St Joseph's RC Juniors	3	2.42	14,515	11,943	26,458
St Margaret Clitherow	-	-	-	-	-
St Mary Magdalen Juniors	-	-	-	-	-
St Mary's RC	1	0.42	2,515	2,807	5,322
St Mary's CE	-	-	-	-	-
St Robert Southwell	1	1.00	6,000	6,695	12,695
Stonebridge	-	-	-	-	-
Sudbury	-	-	-	-	-
Uxendon Manor	2	2.00	12,000	18,310	30,310
Wembley Primary	-	-	-	-	-
Wykeham	-	-	-	-	-
Alperton	1	1.00	6,000	12,567	18,567
Ark Elvin	-	-	-	-	-
Capital City	-	-	-	-	-
Claremont	1	1.00	6,000	6,695	12,695
Convent of Jesus & Mary Language	2	2.00	12,000	13,780	25,780
J F S	25	20.35	122,121	205,008	327,129
Kingsbury	3	3.00	18,000	22,663	40,663
Michaela Community	-	-	-	-	-
Newman Catholic	-	-	-	-	-
Queens Park	4	4.00	24,000	31,515	55,515
St Gregory's RC	4	4.00	24,000	22,973	46,973
The Crest	-	-	-	-	-
Ark	1	1.00	6,000	10,504	16,504
Preston Manor	2	2.00	12,000	16,882	28,882
Wembley	-	-	-	-	-
Primary	45	38.62	231,665	392,305.00	623,970
Secondary	40	35.35	212,121	315,201.00	527,322
All Through	3	3.00	18,000	27,386.00	45,386

2016-17 SEN STATEMENTED TARGETED FUNDING

SCHOOL	DEC15	OCT15			
	Statements In-Borough Only	NOR (Incl 6th Form)	% SEN Children In-Borough	4%+ & Above average	£5,000 per above average child
Anson	12	362	3%		
Ark Franklin (Kensal Rise)	5	585	1%		
Avigdor Hirsch Torah Temimah		193			
Barham	12	797	2%		
Braintcroft	15	672	2%		
Brentfield	5	582	1%		
Byron Court	7	719	1%		
Carlton Vale Infants	1	136	1%		
Chalkhill	2	476			
Christchurch CE	2	190	1%		
Convent of Jesus & Mary Infants	7	266	3%		
Donnington	3	209	1%		
Elsley	4	449	1%		
Fryent	16	684	2%		
Furness	3	484	1%		
Gladstone Park	11	613	2%		
Harlesden	2	295	1%		
Islamia	4	415	1%		
John Keble	6	401	1%		
Kilburn Grange		84			
Kilburn Park Juniors	3	189	2%		
Kingsbury Green	7	613	1%		
Leopold	4	733	1%		
Lyon Park Infants	4	357	1%		
Lyon Park Juniors	8	540	1%		
Malorees Infants	8	203	4%	6	30,000
Malorees Juniors	5	234	2%		
Mitchell Brook	5	562	1%		
Mora	6	403	1%		
Mount Stewart Infants	7	270	3%		
Mount Stewart Juniors	1	388			
Newfield	2	401			
North West London Jewish Day	1	244			
Northview	6	209	3%		
Oakington Manor	10	647	2%		
Oliver Goldsmith	6	417	1%		
Our Lady of Grace Infants	3	179	2%		
Our Lady of Grace Juniors	5	239	2%		
Our Lady of Lourdes	2	210	1%		
Park Lane	5	420	1%		
Preston Park	13	777	2%		
Princess Frederica	2	405			
Roe Green Infants	4	496	1%		
Roe Green Juniors	6	478	1%		
Salisbury	12	624	2%		
Sinai Jewish	1	617			
St Andrew & St Francis	3	390	1%		
St Joseph's RC	13	496	3%		
St Joseph's RC Infants	2	210	1%		
St Joseph's RC Juniors	3	280	1%		
St Margaret Clitherow	11	210	5%	9	45,000
St Mary Magdalen Juniors	11	359	3%		
St Mary's RC	3	331	1%		
St Mary's CE	1	290			
St Robert Southwell	14	412	3%		
Stonebridge	7	587	1%		
Sudbury	8	839	1%		
Uxendon Manor	5	519	1%		
Wembley Primary	20	839	2%		
Wykeham	4	511	1%		
PRIMARY Total	358	25,740	1%	15	75,000
Average Primary			1%		
Alperton	15	1,088	1%		

APPENDIX A

SCHOOL	DEC15	OCT15			
	Statements In-Borough Only	NOR (Incl 6th Form)	% SEN Children In-Borough	4%+ & Above average	£5,000 per above average child
Ark Elvin (Copland)	6	874	1%		
Capital City	13	964	1%		
Claremont High	14	1,271	1%		
Convent of Jesus & Mary Language	10	845	1%		
J F S	4	1,486			
Kingsbury High	33	1,602	2%		
Michaela Community	5	310	2%		
Newman Catholic	8	554	1%		
Queens Park	25	1,032	2%		
St Gregory's RC	22	889	2%		
The Crest	7	940	1%		
SECONDARY Total	162	11,855	1%		
Average Secondary			1%		
Ark	27	1,305	2%		
Preston Manor	43	1,662	3%		
Wembley High	16	1,217	1%		
ALL-THROUGH Total	86	4,184	2%		
Average All-Through			3%		
Grand Total	606	41,779		15	75,000

SPECIAL SCHOOLS FUNDING 2016-17

Base Funding Per Planned Place	£10,000
--------------------------------	---------

Top-Up Funding Per Place - By Band	£
Band 1	£3,946
Band 2	£6,432
Band 3	£10,081
Band 4	£13,740
Band 5	£17,400
Band 6	£27,220

THE VILLAGE	MANOR	PHOENIX ARCH	WOODFIELD	TOTAL
-------------	-------	--------------	-----------	-------

Planned Places 2016-17					
Apr 2016 - Aug 2016	270.0	162.0	40.0	152.0	624.0
Sep 2016 - Mar 2017	270.0	170.0	48.0	165.0	653.0
Planned Places 2016-17 - Total	270.0	166.7	44.7	159.6	641.0
Place Numbers (at 31st December 2015)					
Band 1	0.0	0.0	0.0	0.0	0.0
Band 2	0.0	0.0	0.0	5.0	5.0
Band 3	6.0	2.0	0.0	34.0	42.0
Band 4	76.0	91.0	29.0	76.0	272.0
Band 5	103.0	58.0	13.0	34.0	208.0
Band 6	84.0	19.0	2.0	10.0	115.0
Place Numbers (at 31st December 2015) - Total	269.0	170.0	44.0	159.0	642.0

FUNDING CALCULATION					
BASE FUNDING ⁽¹⁾	£2,700,000	£1,667,000	£447,000	£1,596,000	£6,410,000
TOP-UP FUNDING ⁽²⁾					
Band 1	£0	£0	£0	£0	£0
Band 2	£0	£0	£0	£32,160	£32,160
Band 3	£60,486	£20,162	£0	£342,754	£423,402
Band 4	£1,044,240	£1,250,340	£398,460	£1,044,240	£3,737,280
Band 5	£1,792,200	£1,009,200	£226,200	£591,600	£3,619,200
Band 6	£2,286,480	£517,180	£54,440	£272,200	£3,130,300
TOP-UP FUNDING TOTAL	£5,183,406	£2,796,882	£679,100	£2,282,954	£10,942,342
CENTRAL SERVICES ⁽³⁾	£6,259	£3,864	£1,036		£11,159
FUNDING TOTAL	£7,889,665	£4,467,746	£1,127,136	£3,878,954	£17,363,501

COMPARISON					
Budget Allocation 2015-16 - Funding	£7,426,796	£3,544,502	£931,034	£3,406,198	£15,308,530
Budget Allocation - Change (+increase; -decrease)	£462,869	£923,244	£196,102	£472,756	£2,054,971
Budget Allocation 2015-16 - Planned Place Numbers for Base Fundin	262.5	152.8	40.0	149.5	604.8
Budget Allocation - Change (+increase; -decrease)	7.5	13.9	4.7	10.1	36.2
Budget Allocation 2015-16 - Place Numbers for Top-Up Funding	252.0	139.0	36.0	146.0	573.0
Budget Allocation - Change (+increase; -decrease)	17.0	31.0	8.0	13.0	69.0

NOTES

1. Base Funding is based on planned place numbers for 2016/17. This is pro-rata'd by academic year. Base Funding for Academy Special Schools are paid directly by the EFA

2. Top-Up Funding is based on actual pupil numbers as at 31st December 2015. Top-Up Funding for changes in actual pupil numbers from 1st January 2016 onwards, will be paid termly in arrears.

3. Central Services is an additional amount provided to Special Schools as they are no longer able to de-delegate services and may therefore need to pay for provisions of these services via the LA or elsewhere. This amounts to £23.18 per pupil - detail of this is provided below.

Central Services (De-Delegations)	Amt £ Per FTE Pupil
Schools Causing Concern	9.99
Free School Meals Eligibility	1.11
Licenses Subscription	0.24
Staff Costs Supply Cover	8.50
Trade Union Facilities	3.34
Total	23.18

ARP FUNDING 2016-17

Base Funding Per Planned Place	£10,000
--------------------------------	---------

	ASD				HI		S&L		MLD	TOTAL
	FAWOOD	GRANVILLE PLUS	OAKINGTON MANOR	PRESTON MANOR	KINGSBURY GREEN	KINGSBURY HIGH	OAKINGTON MANOR	PRESTON MANOR	ALPERTON	
Top-Up Funding Per Place	£10,167.27	£10,898.48	£8,635.39	£12,673.17	£10,014.12	£10,014.12	£2,402.95	£6,276.66	£9,836.75	

Planned Places 2016-17										
Apr 2016 - Aug 2016	10.0	6.6	10.0	12.0	18.0	7.0	25.0	12.0	16.0	116.6
Sep 2016 - Mar 2017	10.0	6.6	10.0	12.0	18.0	7.0	25.0	12.0	16.0	116.6
Planned Places 2016-17 - Total	10.0	6.6	10.0	12.0	18.0	7.0	25.0	12.0	16.0	116.6
Place Numbers (at 31st December 2015) - Estimated	10.0	6.6	9.0	12.0	17.0	5.0	22.0	12.0	15.0	108.6

FUNDING CALCULATION										
BASE FUNDING ⁽¹⁾	£100,000	£66,000	£100,000	£120,000	£180,000	£70,000	£250,000	£120,000	£160,000	£1,166,000
TOP-UP FUNDING ⁽²⁾	£101,673	£71,930	£77,719	£152,078	£170,240	£50,071	£52,865	£75,320	£147,551	£899,447
FUNDING TOTAL	£201,673	£137,930	£177,719	£272,078	£350,240	£120,071	£302,865	£195,320	£307,551	£2,065,447

COMPARISON										
Budget Allocation 2015-16 - Funding	£201,673	£137,930	£160,448	£272,078	£360,254	£130,085	£310,074	£195,320	£321,048	£2,088,910
Budget Allocation - Change (+increase; -decrease)	£0	£0	£17,271	£0	-£10,014	-£10,014	-£7,209	£0	-£13,497	-£23,463
Budget Allocation 2015-16 - Planned Place Numbers for Base	10.0	6.6	10.0	12.0	18.0	7.0	25.0	12.0	18.3	118.9
Budget Allocation - Change (+increase; -decrease)	0.0	0.0	0.0	0.0	0.0	0.0	0.0	0.0	-2.3	-2.3
Budget Allocation 2015-16 - Place Numbers for Top-Up Fundin	10.0	6.6	7.0	12.0	18.0	6.0	25.0	12.0	14.0	110.6
Budget Allocation - Change (+increase; -decrease)	0.0	0.0	2.0	0.0	-1.0	-1.0	-3.0	0.0	1.0	-2.0

ALPERTON	£307,551	Academy
FAWOOD	£201,673	
GRANVILLE PLUS	£137,930	
KINGSBURY GREEN	£350,240	
KINGSBURY HIGH	£120,071	Academy
OAKINGTON MANOR	£480,584	
PRESTON MANOR	£467,398	Academy

NOTES

1. Base Funding is based on planned place numbers for 2016/17. This is pro-rata'd by academic year. Base Funding for Academy Special Schools are paid directly by the EFA.

2. Top-Up Funding is based on actual pupil numbers as at 31st December 2015. Top-Up Funding for changes in actual pupil numbers from 1st January 2016 onwards, will be paid termly in arrears.

PRUS FUNDING 2016-17

Base Funding Per Planned Place	£10,000
--------------------------------	---------

BRENT RIVER COLLEGE STAG LANE	BRENT RIVER COLLEGE POPLAR GROVE	ASHLEY GARDENS (BETS - HNES)	TOTAL
----------------------------------	--	------------------------------------	-------

Top-Up Funding Per Place	£25,743.22	£13,060.17	£26,436.26
--------------------------	------------	------------	------------

Planned Places 2016-17				
Apr 2016 - Aug 2016	20.0	36.0	20.0	76.0
Sep 2016 - Mar 2017	20.0	36.0	20.0	76.0
Planned Places 2016-17 - Total	20.0	36.0	20.0	76.0
Place Numbers - Total	20.0	36.0	20.0	76.0

FUNDING CALCULATION				
BASE FUNDING	£200,000	£360,000	£200,000	£760,000
TOP-UP FUNDING TOTAL	£514,864	£470,166	£528,725	£1,513,755
ADDITIONAL LUMP SUM (as agreed by SF on 24/6/15)	£100,000	£100,000	£250,000	£450,000
FUNDING TOTAL	£814,864	£930,166	£978,725	£2,723,755

COMPARISON				
Budget Allocation 2015-16 - Funding	£814,864	£930,166	£978,725	£2,723,755
Budget Allocation - Change (+increase; -decrease)	£0	£0	£0	£0



SCHOOLS FORUM

14 January 2016

Update from the Strategic Director of Children and Young People

For Information

2016-17 SCHOOLS FUNDING UPDATE

1.0 SUMMARY

- 1.1 This is an update for Schools Forum members on recent developments impacting on the Schools Funding Formula 2016-17.
- 1.2 In November Schools Forum agreed the funding formula for 2016-17, with no changes implemented from 2015-16. As such it was decided that the January 2016 Schools Forum meeting would not be required, and that the final funding as submitted to the DfE would be reported to the February Schools Forum.
- 1.3 The Income Deprivation Affecting Children Index (IDACI) was updated in September 2015. Local Authorities which allocate a large proportion of their funding through IDACI were alerted by the DfE in mid-December, soon after the release of the final dataset, that there could be significant changes at individual school level as a result of the update.
- 1.4 In Brent the movement between postcode bands arising from the updated index and detailed below, results in a reduction of IDACI funding of £11.2m (based on the 2015-16 rates). However this is mitigated slightly by an increased funding allocation.
- 1.5 Officers have spent time over the Christmas holidays assessing this impact across individual schools in Brent, and modelling options to minimise this. All modelled options would however still have an impact on schools with the difference of impact between models being minimal. Most would require changes to the funding formula and therefore extensive consultation with schools. Given the timescales in which this information has been received, and the deadline for submission of the final funding tool to the DfE of 21st January (which cannot be extended), changes to the funding formula are not recommended.
- 1.6 The minimum funding guarantee (MFG) continues for 2016-17 and protects schools from losing more than 1.5% per pupil, year on year. Officers therefore recommend allowing MFG to take effect.
- 1.7 A new funding formula will be implemented nationally for 2017-18, this would therefore be a one year only scenario prior to moving to the new funding formula.

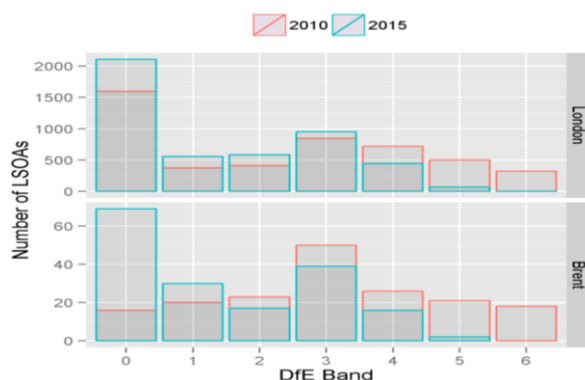
- 1.8 Mike Heiser, the Chair of Schools Forum has been kept informed of these developments and has seen the models referred to in 4.1 below. Mike agrees that given the short notice there would not be sufficient time to consult on changes to the funding formula and that the alternative models do not materially change the overall funding allocations picture.

2.0 IDACI (Income Deprivation Affecting Children Index)

- 2.1 The use of a deprivation factor is compulsory in the current funding formula, and LAs may choose to use free school meals (FSM) (as at census date or Ever 6) and/or IDACI. When the current funding formula was introduced in 2013-14, Brent chose to use IDACI only as the deprivation factor.
- 2.2 What is IDACI? This is an index of deprivation which measures in a local area the proportion of children under 16 that live in low income households. This index is a **relative** index, as areas are ranked relative to each other, according to their level of deprivation.
- 2.3 IDACI is split into six bands and for the funding formula, schools are funded based on the number of pupils within each band, as calculated by using each pupil's home address. Pupils living in postcodes within Bands 1 to 6 will attract funding on a sliding scale, with different rates applied for Primary and Secondary pupils. Pupils determined to live within Band 0 would not attract any funding. For 2015-16 the funding rates applied for these factors were:

IDACI Bands	Amount Per Pupil £	
	Primary	Secondary
1	335.37	357.33
2	340.14	379.00
3	347.00	470.00
4	572.87	626.00
5	871.23	961.84
6	1,229.28	1,364.84

- 2.4 This index is updated nationally every 5 years as part of the whole revision to the DCLG Indices of Multiple Deprivation (IMD), and therefore in September 2015 this was updated. This has now fed through to the final funding formula template for the 2016-17 funding to be submitted to the DfE in January.
- 2.5 There has been a significant change to the IDACI scores, and the relative deprivation levels assumed.
- 2.6 The table below illustrates the change in banding of areas, from 2010 to 2015.



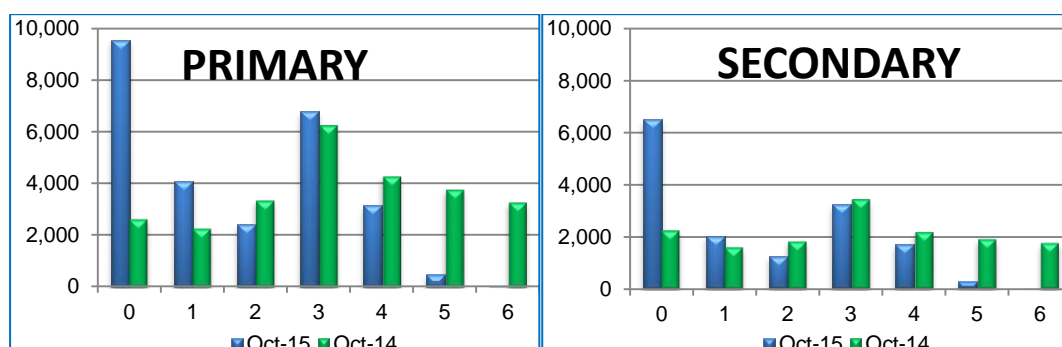
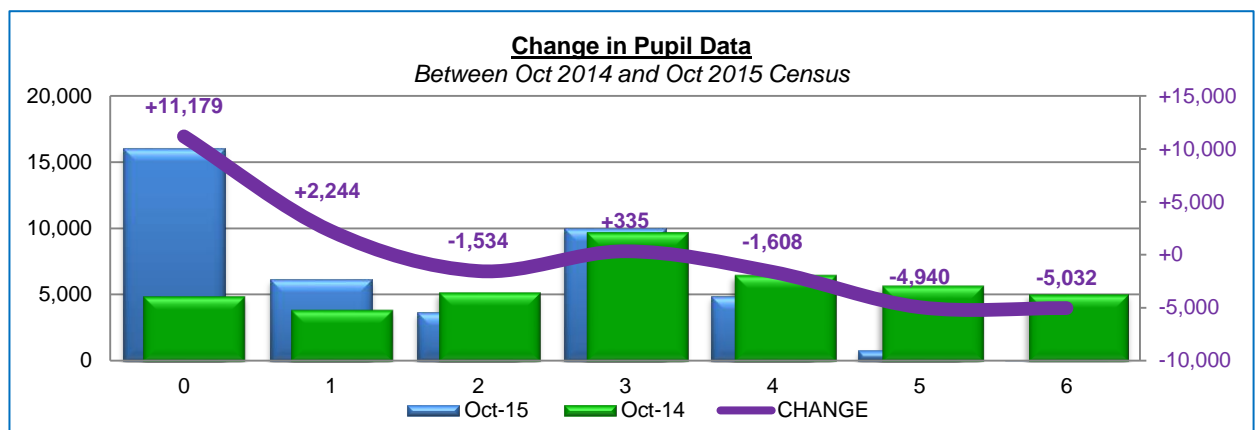
2.7 Whilst it is difficult to fully analyse the reason for this, the reasons can be linked to the following in Brent:

- Changes to the boundaries for the LSOAs (Lower Super Output Areas) – this is the method used to break up each borough to be used for IDACI.
- Changes to income deprivation – the definition used for IDACI is: *the proportion of children in each LSOA that live in families that are income deprived; those that are in receipt of income support, income-based jobseeker's allowance, pension credit guarantee or child tax credit below a given threshold*. Whilst the definition has not changed, there has been policy and economic changes that would have reduced the number of households in receipt of the benefits used as an indicator, thus reducing the IDACI scores for each LSOA – the result is that more LSOAs are now assigned to lower bands.

2.8 In short, this means that fewer pupils are now deemed to live in deprived households than was reflected in the previous datasets. This is reflected across London, and is not unique to Brent. It is important to emphasise that IDACI is an indicator of **relative** deprivation, which means that whilst Brent or other London boroughs may have become more deprived, if other areas outside of London have become relatively more deprived, then Brent and the London boroughs slide down the national scale of deprivation. This is certainly the case reflected with the banding, and other London boroughs are reporting the same issue.

3.0 Impact

3.1 The impact of the IDACI changes, using the raw census data (with no adjustments for growing schools and permanent expansion, in either year) is illustrated in the charts below.



- 3.2 Whilst there has been an increase of 643 pupils from October 2014 census to the October 2015 census, Band 0 pupils (i.e. those pupils that no longer attract IDACI funding) has increased by over 11,000. This is due to a significant reduction of pupils in the upper bands – most notably in Band 5 and 6. As shown in the table below, whilst at October 2014 there were just over 5,000 pupils in Band 6, there are now only 8 pupils as at October 2015.

IDACI BANDING	PUPILS ON CENSUS		
	Oct-15	Oct-14	CHANGE
0	16,059	4,879	+11,179
1	6,131	3,887	+2,244
2	3,644	5,178	-1,534
3	10,022	9,688	+335
4	4,866	6,475	-1,608
5	751	5,691	-4,940
6	8	5,040	-5,032
TOTAL PUPILS	41,481	40,838	+643

- 3.3 The movement between bands illustrated above, results in a reduction of IDACI funding of £11.2m based on the 2015-16 IDACI rates.
- 3.4 Having spent time over the past few weeks assessing this impact and modelling options to minimise this, the conclusion is that the difference of impact of all modelled options is minimal. All options, except the current agreed formula, would require changes to the funding formula and therefore extensive consultation with schools and political approval. The options modelled are explained in further detail in the next section.
- 3.5 Given the timescales in which this information has been received, the time required to identify the impact, and the deadline for submission to the DfE of 21st January (which cannot be extended) changes to the funding formula are not recommended at this time.
- 3.6 The minimum funding guarantee (MFG) continues for 2016-17 and protects schools from losing more than 1.5% per pupil, year on year. Officers therefore recommend continuing with the current formula and allowing MFG to take effect.
- 3.7 By allowing the minimum funding guarantee to provide protection for schools, this will minimise the impact on individual schools. Due to the additional funding received in 2015-16, the MFG was only relevant for a small minority of schools. However, following an increased allocation, MFG for 2016-17 would be £6.3m. In effect, the unallocated IDACI funding moves into MFG, mitigated to some extent by an increased allocation. As explained above, a new funding formula will be implemented for 2017-18 and this would therefore be a one year only scenario prior to moving to the new funding formula.

4.0 MODELS

- 4.1 The following models were explored and analysed:
- Model 1 This is the currently agreed funding formula. A second version of this applies cap gains
 - Model 2 This model shows an increased AWPU to allocate the difference. A second version of this applies cap gains.
 - Model 3 This model keeps the IDACI total as £22m by increasing IDACI rates only.

- Model 4 This model increases IDACI Bands 1-3 only and discontinues the use of Band 4-6.
- Model 5 This increases Low Attainment to allocate the difference;
- Model 6 There were two versions of this. This uses FSM to allocate the difference – the two available options at census date or Ever 6 were modelled.
- Model 7 There were two versions of this. This replaces IDACI with FSM for deprivation and uses the two available options – at census date or Ever 6.

4.2 It is clear in all models that the schools that are losing the most funding, are doing so due to a reduction in rolls. Similarly those schools that gain the most, do so due to being growing schools or going through a permanent expansion. 1 FE schools on average lose a similar amount for each of the models at about £18k, whereas the effect is larger for larger schools with 4 FE schools losing on an average about £90k per school.

4.3 These alternative models are available for any Schools Forum member that wishes to see them.

5.0 RECOMMENDATION

5.1 In summary, Schools Forum members are asked to:

- a. note that the update of IDACI datasets has resulted in significant changes to the schools funding profile for 2016-17.
- b. note the impact of these changes on the funding of individual schools for 2016-17.

5.2 In addition, Schools Forum members are being consulted with regards to the recommendation to continue with the current funding formula as approved in October 2015, and to allow MFG to absorb the impact of the changes.

6.0 APPENDICES

A. Model 1: Individual School Budgets Analysis

CONTACT OFFICERS

Norwena Thomas	Senior Finance Analyst	0208 937 3068
Devbai Patel	Finance Analyst	0208 937 3263

SCHOOL TYPE	SCHOOL NAME
Total	
PRIMARY	Anson Primary School
PRIMARY	ARK Franklin Primary Academy
PRIMARY	Avigdor Hirsch Torah Temimah Primary School
PRIMARY	Barham JMI School
PRIMARY	BRAINTCROFT PRIMARY SCHOOL
PRIMARY	Brentfield JMI School
PRIMARY	Byron Court Primary School
PRIMARY	Carlton Vale Infants School
PRIMARY	Chalkhill Primary School
PRIMARY	Christ Church Brondesbury CE P
PRIMARY	Convent of Jesus & Mary Infant
PRIMARY	Donnington Primary School
PRIMARY	Elsley Primary School
PRIMARY	Fryent Primary School
PRIMARY	Furness Primary School
PRIMARY	Gladstone Park Primary School
PRIMARY	Harlesden Primary School
PRIMARY	Islamia Primary School
PRIMARY	John Keble Anglican Church Primary School
PRIMARY	Kilburn Grange Free School
PRIMARY	Kilburn Park School Foundation
PRIMARY	Kingsbury Green School
PRIMARY	LEOPOLD PRIMARY SCHOOL
PRIMARY	Lyon Park Primary
PRIMARY	MALOREES INFANTS SCHOOL
PRIMARY	Malorees Junior School (Foundation)
PRIMARY	Mitchell Brook Primary School
PRIMARY	Mora Primary & Nursery School
PRIMARY	MOUNT STEWART INFANT SCHOOL
PRIMARY	Mount Stewart Junior School
PRIMARY	N.W. LONDON JEWISH DAY SCHOOL
PRIMARY	Newfield Primary School
PRIMARY	Northview JMI School
PRIMARY	Oakington Manor Primary School
PRIMARY	Oliver Goldsmith Primary
PRIMARY	Our Lady of Grace Catholic Infant School
PRIMARY	Our Lady of Grace Junior School
PRIMARY	Our Lady of Lourdes Catholic Primary School
PRIMARY	Park Lane JMI School

2015-16			
NOR	PRE-MFG ALLOCATION	MFG	POST-MFG ALLOCATION
41,054	220,942,220	661,705	221,603,925
359	1,720,850		1,720,850
597	2,842,819		2,842,819
184	841,887	14,849	856,735
760	3,676,924		3,676,924
688	3,448,982		3,448,982
576	2,999,882		2,999,882
646	2,904,238		2,904,238
163	1,001,646		1,001,646
478	2,424,532	2,580	2,427,112
183	975,743	5,957	981,701
269	1,479,169		1,479,169
210	1,137,081		1,137,081
422	2,048,497		2,048,497
606	2,981,626		2,981,626
501	2,482,814	57,269	2,540,082
618	2,919,935		2,919,935
267	1,462,380		1,462,380
409	2,091,730		2,091,730
412	2,147,732		2,147,732
210	1,103,463	57,923	1,161,386
606	2,909,139		2,909,139
631	3,197,543		3,197,543
840	4,118,225		4,118,225
180	996,974		996,974
238	1,101,965		1,101,965
515	2,653,875		2,653,875
414	2,130,454		2,130,454
299	1,468,067		1,468,067
360	1,526,333		1,526,333
245	1,116,084	65,287	1,181,371
383	2,028,160	194,463	2,222,623
213	1,165,417		1,165,417
654	3,142,039		3,142,039
419	1,960,077		1,960,077
178	1,029,144		1,029,144
238	1,210,350		1,210,350
210	1,158,559		1,158,559
422	2,031,287		2,031,287

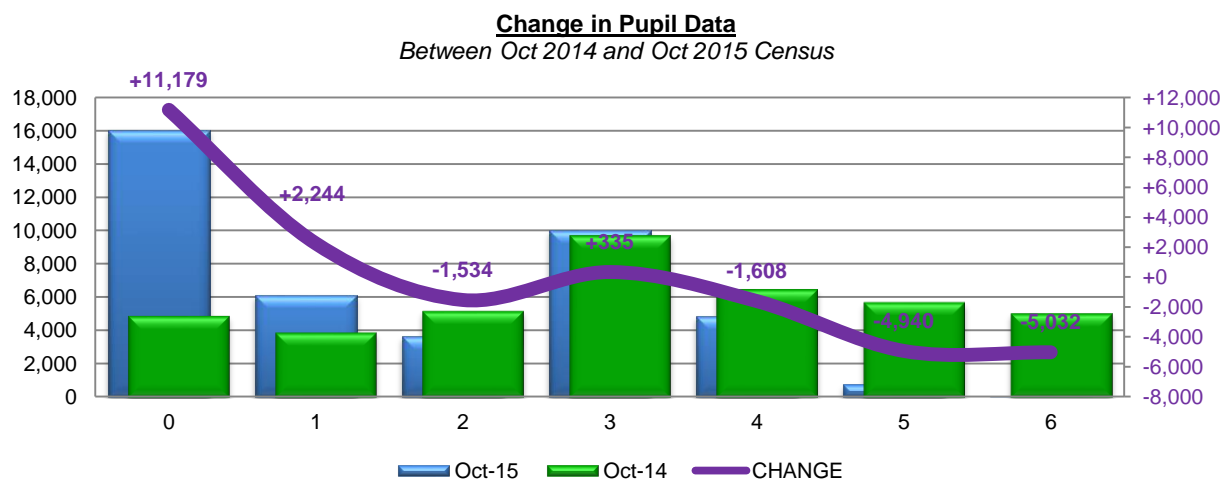
2016-17										
NOR	PRE-MFG ALLOCATION	MFG	POST-MFG ALLOCATION	NOR CHANGE TO 2015-16	PRE-MFG CHANGE TO 2015-16	POST-MFG CHANGE TO 2015-16	POST-MFG % CHANGE TO 2015-16	POST-MFG *ESTIMATED CHANGE DUE TO CHANGE IN ROLLS	POST-MFG DUE TO CHANGING FACTORS	POST-MFG CHANGE TO 2016-17 PROV
41,777	215,692,737	6,311,188	222,003,925	723	-5,249,483	400,000	0%	3,704,686	-3,304,686	400,000
362	1,730,905		1,730,905	3	10,055	10,055	1%	14,345	-4,289	34,025
585	2,623,418	161,211	2,784,629	-12	-219,401	-58,190	-2%	-57,121	-1,070	-44,824
193	872,250	7,123	879,374	9	30,363	22,638	3%	41,007	-18,369	32,925
797	3,598,856	158,126	3,756,982	37	-78,068	80,058	2%	174,524	-94,466	62,604
672	3,186,582	141,977	3,328,559	-16	-262,400	-120,423	-3%	-79,251	-41,172	-75,988
582	2,916,770	143,864	3,060,634	7	-83,112	60,752	2%	34,598	26,154	-98,380
719	3,166,307		3,166,307	73	262,069	262,069	9%	321,475	-59,406	299,652
136	805,634	52,945	858,579	-27	-196,012	-143,067	-14%	-170,453	27,386	-135,087
476	2,231,787	143,879	2,375,665	-2	-192,745	-51,447	-2%	-9,982	-41,465	-13,838
190	981,906	31,579	1,013,485	7	6,162	31,784	3%	37,339	-5,554	44,010
266	1,376,616	68,629	1,445,245	-3	-102,553	-33,924	-2%	-16,300	-17,625	-14,308
209	1,047,156	72,124	1,119,279	-1	-89,925	-17,802	-2%	-5,355	-12,446	-5,213
449	2,104,440	36,411	2,140,851	27	55,943	92,354	5%	128,737	-36,384	113,654
684	3,238,110	73,442	3,311,552	78	256,484	329,926	11%	377,633	-47,707	100,632
484	2,340,234	91,384	2,431,618	-17	-142,579	-108,464	-4%	-85,408	-23,056	-73,092
613	2,793,747	54,135	2,847,882	-5	-126,188	-72,053	-2%	-23,229	-48,824	-30,562
295	1,607,175		1,607,175	28	144,794	144,794	10%	152,545	-7,751	-122,483
415	2,009,020	86,385	2,095,406	6	-82,709	3,676	0%	30,295	-26,619	32,277
401	1,958,583	106,790	2,065,373	-11	-189,149	-82,358	-4%	-56,656	-25,702	-51,806
84	505,405		505,405	84	505,405	505,405		505,405		-177,094
189	948,516	101,146	1,049,662	-21	-154,947	-111,723	-10%	-116,629	4,906	-96,977
613	2,787,459	94,907	2,882,366	7	-121,680	-26,772	-1%	32,914	-59,687	21,941
733	3,552,153	47,349	3,599,502	102	354,610	401,959	13%	498,771	-96,812	446,618
897	4,135,740	120,304	4,256,044	57	17,515	137,819	3%	270,451	-132,632	205,058
203	1,065,231	4,358	1,069,589	23	68,257	72,615	7%	121,185	-48,570	114,322
234	1,088,434		1,088,434	-4	-13,531	-13,531	-1%	-18,606	5,075	369
562	2,650,755	123,201	2,773,957	47	-3,119	120,082	5%	232,192	-112,110	18,704
403	1,932,083	114,008	2,046,091	-11	-198,371	-84,363	-4%	-55,849	-28,515	-55,637
270	1,317,155	9,998	1,327,153	-29	-150,912	-140,914	-10%	-142,546	1,632	-125,595
388	1,630,069		1,630,069	28	103,737	103,737	7%	117,634	-13,897	120,436
244	1,108,861	52,649	1,161,310	-1	-7,423	-20,061	-2%	-4,759	-15,301	-4,037
401	2,016,134	241,539	2,257,673	18	-12,026	35,050	2%	101,342	-66,292	67,695
209	1,095,669	39,805	1,135,474	-4	-69,748	-29,943	-3%	-21,732	-8,211	-13,669
647	2,918,847	158,700	3,077,547	-7	-223,191	-64,492	-2%	-33,296	-31,195	-42,156
417	1,885,137	38,514	1,923,651	-2	-74,940	-36,426	-2%	-9,226	-27,200	-8,340
179	999,127	21,813	1,020,940	1	-30,017	-8,204	-1%	5,704	-13,907	4,712
239	1,161,123	38,026	1,199,150	1	-49,226	-11,200	-1%	5,017	-16,217	4,268
210	1,100,604	38,361	1,138,966		-57,954	-19,593	-2%		-19,593	-4,609
420	1,983,953	13,886	1,997,838	-2	-47,334	-33,448	-2%	-9,514	-23,935	-4,353

SCHOOL TYPE	SCHOOL NAME
Total	
PRIMARY	Preston Park Primary School
PRIMARY	Princess Frederica CE VA JMI Sch.
PRIMARY	Roe Green Infant School
PRIMARY	Roe Green Junior School
PRIMARY	Salisbury Primary School
PRIMARY	SINAI JEWISH PRIMARY SCHOOL
PRIMARY	St Andrew and St Francis CofE Primary School
PRIMARY	St Joseph's RC Infant School
PRIMARY	St Joseph's RC Primary School
PRIMARY	St Margaret Clitherow Primary
PRIMARY	St Mary Magdalen's RC JM
PRIMARY	St Mary's Catholic Primary School
PRIMARY	St Mary's CE JMI School
PRIMARY	St Robert Southwell RC JMI
PRIMARY	St. Joseph's Catholic Junior School
PRIMARY	Stonebridge JMI School
PRIMARY	SUDBURY PRIMARY SCHOOL
PRIMARY	Uxendon Manor Primary School
PRIMARY	Wembley Primary School
PRIMARY	Wykeham Primary School
SECONDARY	Alperton Community School
SECONDARY	ARK Elvin Academy
SECONDARY	Capital City Academy
SECONDARY	Claremont High School
SECONDARY	Convent of Jesus & Mary Language College
SECONDARY	JFS
SECONDARY	Kingsbury High School
SECONDARY	Michaela Community School
SECONDARY	Newman Catholic College
SECONDARY	Queens Park Community School
SECONDARY	St. Gregory's Catholic Science College
SECONDARY	The Crest Academies
ALL-THROUGH	Ark Academy
ALL-THROUGH	Preston Manor School
ALL-THROUGH	Wembley High Technology College

2015-16			
NOR	PRE-MFG ALLOCATION	MFG	POST-MFG ALLOCATION
41,054	220,942,220	661,705	221,603,925
774	3,535,877		3,535,877
419	1,837,338		1,837,338
464	2,681,497		2,681,497
480	2,092,576		2,092,576
624	2,819,309		2,819,309
618	2,415,077		2,415,077
411	2,078,562		2,078,562
210	1,135,902		1,135,902
479	2,357,652		2,357,652
208	1,151,886		1,151,886
359	1,653,825		1,653,825
391	1,945,523		1,945,523
290	1,547,286		1,547,286
400	1,835,665		1,835,665
280	1,317,633		1,317,633
584	3,044,180		3,044,180
840	3,758,300		3,758,300
450	2,042,011		2,042,011
840	3,825,626		3,825,626
508	2,487,036		2,487,036
1,101	7,234,903		7,234,903
795	5,379,538		5,379,538
950	6,296,273		6,296,273
1,269	7,432,197		7,432,197
867	5,570,141		5,570,141
1,488	8,108,144		8,108,144
1,596	10,096,744		10,096,744
191	1,369,288		1,369,288
579	4,161,149	263,378	4,424,527
1,037	6,428,408		6,428,408
893	5,457,116		5,457,116
1,050	7,194,180		7,194,180
1,299	7,391,144		7,391,144
1,586	9,103,198		9,103,198
1,123	6,521,415		6,521,415

2016-17											
NOR	PRE-MFG ALLOCATION	MFG	POST-MFG ALLOCATION	NOR CHANGE TO 2015-16	PRE-MFG CHANGE TO 2015-16	POST-MFG CHANGE TO 2015-16	POST-MFG % CHANGE TO 2015-16	POST-MFG *ESTIMATED CHANGE DUE TO CHANGE IN ROLLS	POST-MFG DUE TO CHANGING FACTORS	POST-MFG CHANGE TO 2016- 17 PROV	
41,777	215,692,737	6,311,188	222,003,925	723	-5,249,483	400,000	0%	3,704,686	-3,304,686	400,000	
777	3,406,607	92,053	3,498,660	3	-129,270	-37,217	-1%	11,264	-48,481	-139,622	
405	1,766,277		1,766,277	-14	-71,061	-71,061	-4%	-61,056	-10,005	-45,186	
496	2,663,202	127,362	2,790,563	32	-18,296	109,066	4%	180,036	-70,970	148,444	
478	2,063,230		2,063,230	-2	-29,346	-29,346	-1%	-8,633	-20,714	1,259	
624	2,804,795	29,771	2,834,566		-14,514	15,257	1%		15,257	-4,279	
617	2,443,356		2,443,356	-1	28,279	28,279	1%	-3,960	32,239	62,545	
390	1,877,706	118,637	1,996,343	-21	-200,856	-82,218	-4%	-107,495	25,277	-53,757	
210	1,123,166		1,123,166		-12,736	-12,736	-1%		-12,736	1,628	
496	2,273,567	128,751	2,402,318	17	-84,085	44,666	2%	83,548	-38,883	-59,388	
210	1,102,657	43,858	1,146,515	2	-49,229	-5,371	0%	10,919	-16,290	9,224	
359	1,594,205	37,189	1,631,393		-59,620	-22,432	-1%		-22,432	-27	
331	1,578,015	80,952	1,658,967	-60	-367,508	-286,556	-15%	-300,719	14,163	-259,498	
290	1,484,258	41,942	1,526,200		-63,028	-21,086	-1%		-21,086	-11	
412	1,813,231	46,314	1,859,544	12	-22,435	23,879	1%	54,161	-30,283	48,954	
280	1,288,429	12,122	1,300,552		-29,203	-17,081	-1%		-17,081	-8	
587	2,772,647	241,481	3,014,128	3	-271,533	-30,052	-1%	15,404	-45,457	-80,121	
839	3,538,818	160,978	3,699,796	-1	-219,482	-58,504	-2%	-4,410	-54,094	-4,216	
519	2,307,451		2,307,451	69	265,440	265,440	13%	306,771	-41,331	287,169	
839	3,696,115	77,082	3,773,197	-1	-129,510	-52,428	-1%	-4,497	-47,931	-1,620	
511	2,373,665	90,193	2,463,858	3	-113,371	-23,178	-1%	14,465	-37,643	6,837	
1,088	6,979,504	65,054	7,044,558	-13	-255,398	-190,345	-3%	-84,172	-106,172	-98,568	
874	5,790,746	53,592	5,844,337	79	411,207	464,799	9%	528,264	-63,465	507,387	
964	6,166,093	127,777	6,293,871	14	-130,180	-2,403	0%	91,405	-93,807	87,696	
1,271	7,162,596	170,281	7,332,877	2	-269,601	-99,320	-1%	11,539	-110,859	9,513	
845	5,230,446	126,303	5,356,749	-22	-339,694	-213,391	-4%	-139,466	-73,926	-134,283	
1,486	8,105,553		8,105,553	-2	-2,590	-2,590	0%	-10,909	8,319	114,266	
1,602	9,672,447	282,784	9,955,231	6	-424,297	-141,513	-1%	37,286	-178,798	497	
310	1,953,918	94,791	2,048,710	119	584,630	679,422	50%	786,440	-107,019	-5,974	
554	3,817,673	361,928	4,179,601	-25	-343,476	-244,926	-6%	-188,610	-56,316	-180,257	
1,032	6,205,465	98,207	6,303,673	-5	-222,942	-124,735	-2%	-30,541	-94,194	-29,985	
889	5,212,445	146,983	5,359,428	-4	-244,671	-97,688	-2%	-24,114	-73,573	-18,126	
940	6,114,517	143,825	6,258,342	-110	-1,079,663	-935,838	-13%	-732,359	-203,479	-708,639	
1,305	7,051,291	255,795	7,307,086	6	-339,853	-84,058	-1%	33,596	-117,654	20,631	
1,662	9,065,757	282,883	9,348,640	77	-37,441	245,442	3%	430,307	-184,865	213,436	
1,217	6,721,132	83,733	6,804,865	94	199,716	283,450	4%	523,021	-239,571	178,227	

CHANGE IN RAW CENSUS DATA							
IDACI BANDING	PRIMARY			SECONDARY			TOTAL CHANGE
	Oct-15	Oct-14	CHANGE	Oct-15	Oct-14	CHANGE	
0	9,561	2,630	+6,931	6,498	2,250	+4,248	+11,179
1	4,085	2,278	+1,808	2,046	1,610	+436	+2,244
2	2,398	3,358	-960	1,246	1,820	-574	-1,534
3	6,784	6,266	+518	3,238	3,422	-184	+335
4	3,148	4,289	-1,141	1,718	2,185	-467	-1,608
5	466	3,780	-3,314	285	1,911	-1,626	-4,940
6	2	3,281	-3,279	6	1,759	-1,753	-5,032
TOTAL PUPILS	26,444	25,882	+562	15,037	14,956	+81	+643



CHANGE IN AMOUNT PER PUPIL							
IDACI BANDING	PRIMARY			SECONDARY			TOTAL CHANGE
	Oct-15	Oct-14	CHANGE	Oct-15	Oct-14	CHANGE	
0							
1	£342.08	£335.37	+£6.71	£364.03	£357.33	+£6.70	+£13.41
2	£346.94	£340.14	+£6.80	£386.10	£379.00	+£7.10	+£13.91
3	£353.94	£347.00	+£6.94	£478.81	£470.00	+£8.81	+£15.75
4	£584.33	£572.87	+£11.46	£637.73	£626.00	+£11.73	+£23.19
5	£888.65	£871.23	+£17.42	£979.87	£961.84	+£18.03	+£35.45
6	£1,253.87	£1,229.28	+£24.59	£1,390.42	£1,364.84	+£25.58	+£50.17

For Information

6. SCHOOLS FUNDING 2017-18 AND BEYOND

1.0 INTRODUCTION

- 1.1 This report provides an update on the expected implementation of a new fair funding formula for schools from 2017, and the likely implications for schools in Brent.

2.0 RECOMMENDATIONS

- 2.1 The Schools Forum is requested to:

- a. note that a new funding formula will be introduced for 2017-18 and the likely implications.

3.0 BACKGROUND

- 3.1 The schools' revenue funding is allocated to schools to cover the core provision of education to mainstream primary and secondary pupils. The past few years have seen reform of the schools' funding system as a result of the government's commitment to simplify the system and to work towards the introduction of a national fair funding formula (NFFF) for schools. The government is seeking to create a simpler and more transparent funding system that is more clearly grounded in pupil characteristics. The intention is to ensure that a child with similar characteristics will attract similar levels of funding regardless of the area in which they live.
- 3.2 It was not possible to make an immediate move to a national funding formula due to the inherent complications of the system and the turbulence that would result from these changes. Instead it was important for the government to understand the historical differences and the likely impact of changes on schools.
- 3.3 Under the Coalition Government, the Department for Education (DfE) began the process of school funding reform beginning in the 2013-14 financial year. The initial changes were intended to form the building blocks and components for the eventual

introduction of a national funding formula. The changes included (but were not limited to):

- The simplification of the local funding formula and a reduction to the number of approved factors within the formula, from 37 to 10.
- The consolidation of a number of different grants into the DSG.
- The schools funding process being completed earlier (by 5 months), by a change to the October census, rather than the January census.
- The removal of Special Schools from the schools funding formula, and the introduction of flat rates and top-ups for special schools and special units in schools.
- Schools no longer receiving funding for the first £6k of every child with a statement or EHC plan. (This is because those pupils are funded through the schools funding formula, and were therefore in effect double-funded for a portion of their costs).
- The setting of one lump sum in the formula, regardless of the size of the school. (There can however be different lump sums applied for primary and secondary phases).
- The requirement for at least eighty percent of delegated funding to be allocated based on 'pupil-led' factors.
- The implementation of changes in the Schools Forum arrangements which gave schools more powers on funding decisions in respect of the local funding formula.
- The DSG being notionally divided into three un-ring-fenced blocks: the schools, the High Needs and the Early Years blocks.
- High Needs being extended to cover the ages of 0 to 25.

3.4 In addition, the following changes were introduced for the 2015-16 financial year:

- An additional allocation of funding distributed to the 'least fairly funded' local authorities. Brent schools received a share of £11m.
- The conversion of non-recoupment academies and free schools. There were previously two non-recoupment academies in Brent, which meant that these schools were not included within Brent's funding formula, and were not included within the council's DSG allocations. The same applied for the Brent free schools which opened in 2014-15. These schools were therefore funded directly by the DfE, based mainly on Brent's funding formula. The conversion means that these two schools and any free schools in the borough, are now recoupment academies, and are now therefore a part of Brent's funding formula and total DSG allocations (prior to recoupment).

3.5 Whilst not a direct result of funding reforms, the 2016-17 funding formula has been subject to significant changes, which particularly impacted on London, due to an update to the Income Deprivation Affecting Children Index (IDACI) data which is used as the only deprivation factor in the funding formula for Brent.

3.6 The Chancellor, George Osborne, stated on 25th November 2015 whilst delivering the Autumn Statement that the government '*will start to phase out the arbitrary and unfair school funding system that has systematically underfunded schools in whole swathes of the country... in its place we will introduce a new national funding formula. The formula will start to be introduced from 2017 – and ... we will consult in the new year*'.

- 3.7 It is the DfE's intention to start consultation on the new formula by the end of February, and two consultations are expected – a joint schools and high needs consultation, and a separate consultation for early years.

4.0 NEW FUNDING FORMULA

4.1 What Next?

- 4.1.1 It is important to emphasise that neither the government nor the DfE have announced detailed or specific proposals, and therefore this update sets out expectations only based on what is known and information garnered from various meetings attended by officers.
- 4.1.2 The DfE have stated that 'the new NFFF will match funding to need – based on objective measures of the needs and characteristics of their pupils rather than purely historic calculations, in a transparent, understandable way.'
- 4.1.3 In addition, the DfE has promised '*a careful transition to the new system by: phasing in gains and losses over time; providing practical help to ensure a manageable transition for schools.*' It has been made clear that there will be no damping (i.e. changing of the actual end point for the worst hit LAs) or full protection for the LAs that will lose out. As such, a minimum funding guarantee (MFG) will continue to make the transition more manageable, but the percentage of MFG has not yet been decided. This is however expected to be between 1% and 3%, over a specified time period (not yet determined) – nevertheless even with a phasing of changes, significant turbulence is anticipated.
- 4.1.4 It is a real possibility that the new funding formula will seek to increase the pupil rates for the lowest funded local authorities by reducing funding to those it deems to be excessively funded. With London boroughs amongst the better funded authorities, London is at risk of losing millions of pounds. Whilst Brent was amongst the local authorities which received a share of the funding intended for 'the least fairly funded' local authorities in 2015-16, which *may* therefore indicate less impact on Brent, the table below shows that Brent received the 17th highest (of 151 local authorities nationally) Schools Block unit of funding for 2015-16.

Dedicated schools grant: 2015-16 allocations		2015-16 Schools Block Unit of Funding £	Position
201	City of London	8,587.04	1
211	Tower Hamlets	7,006.87	2
204	Hackney	6,672.54	3
304	Brent	5,349.90	17
803	South Gloucestershire	4,188.59	149
836	Poole	4,186.54	150
872	Wokingham	4,150.90	151

This table shows the 3 highest and 3 lowest LAs and Brent's per pupil funding 2015-16.

4.2 What does this mean?

- 4.2.1 The DfE has stated that the *core* schools budget will be protected in real terms, and that per pupil funding levels will be maintained in cash terms. It is important to understand the meaning of this statement.
- This refers only to the schools block, and to the pupil premium grant as a total pot of funding.
 - This does not mean protection for all elements of schools funding, and in particular there have been, and will continue to be, cuts in funding for 16-19 year olds (sixth form funding), capital and the Education Services Grant (ESG).
 - The DfE has made it clear that there will be no new cash entering the system – therefore the total national schools funding pot remains the same for the schools block, despite the growing pupil population, rising inflation and other costs.
 - In addition, with no additional funding available in the system, the result will be a redistribution of funding across local authorities.

4.3 Likely Impact

- 4.3.1 It is very difficult to model the likely impact when the specific details are not available on the DfE's approach. In particular it is not yet known:
- whether there will be an LA-level or School-level formula.
 - the level of discretion that will be allowed at a local authority level.
 - which factors will be included in the national funding formula, and the values of each.
 - the transitional arrangements and protections that will apply for schools and/or local authorities.
 - what the funding arrangements will be for early years funding. There will be reform of both the framework for the local early years single funding formula (EYSFF) and for the national distribution to LAs.
 - what the funding arrangements will be for high needs funding. A formulaic approach is expected to be applied to high needs for the national distribution to LAs.
 - whether three blocks will remain un-ring-fenced and continue to allow flexibility of interaction between them.
- 4.3.2 However the current pressures on schools are well known, and the introduction of a national funding formula is likely to only exacerbate these. Schools will be expected to find ways of saving or making money, in order to deliver the core mission of providing an excellent education to its pupils.
- 4.3.3 Schools will have to manage the pressures in their budgets resulting from any changes in the new funding formula, in addition to :
- rising pay costs.
 - non-pay inflation.

- increases in employer pension contributions.
- increases in national insurance employer contributions. Schools will feel an increase of 3.4% from April 2016 due to the abolition of the NI rebate for staff in a pension scheme.

4.3.4 In addition, the DfE is expected to change the funding of free schools. From 2015-16 free schools have been included in the schools funding formula and the DSG as recoupment academies. However the EFA provided funding for these schools in the first year of opening. This means that for the first two terms these schools are funded directly by the EFA, and are therefore included in the schools funding formula in the next financial year after opening. It is expected that LAs will be expected to fund these free schools from opening, based on the LAs estimates for pupil numbers.

4.4 **Pupil Premium**

4.4.1 The Pupil Premium grant will continue for the foreseeable future, and the grant has been protected in cash terms, i.e. the per pupil amounts remain the same as the 2015-16 rates.

5.0 **BACKGROUND PAPERS**

1. House of Commons Library – Briefing Paper *Number 06702*: School Funding in England. Current System and Proposals for ‘Fairer School Funding’;
<http://researchbriefings.files.parliament.uk/documents/SN06702/SN06702.pdf>
2. Department for Education's Settlement at the Spending Review 2015;
<https://www.gov.uk/government/news/department-for-educations-settlement-at-the-spending-review-2015>
3. Department for Education – Schools Revenue Funding Settlement for 2016-17;
<https://www.gov.uk/government/speeches/schools-revenue-funding-settlement-for-2016-to-2017>

CONTACT OFFICERS

Norwena Thomas Senior Finance Analyst	0208 937 3068
--	---------------

Devbai Patel Finance Analyst	0208 937 3263
---------------------------------	---------------

Cate Duffy
Interim Operational Director – Education & Early Help



SCHOOLS FORUM

24 February 2016

Report from the Strategic Director of Children
and Young People

For Consultation

7. SCHOOLS FORUM MEMBERSHIP

1.0 SUMMARY

- 1.1 This report provides an update on the Brent Schools Forum membership requirements.
- 1.2 The Schools Forum previously agreed that membership would be reviewed annually prior to the start of each financial year, or sooner where there is a big change in the school population distribution during the year.
- 1.3 This review takes into account:
 - *The Schools Forum (England) Regulations 2012* which provides the framework for appointment of members with a degree of discretion for local need.
 - The DfE's *Schools Forum Operational and Good Practice Guide*, which is not designed to be prescription and aims to provide advice and information on good practice in relation to the operation of schools forums.

2.0 RECOMMENDATIONS

- 2.1 The Schools Forum is being formally consulted on:
 - a. the proposed revisions to the Schools Forum membership following a review of proportional representation.

3.0 MEMBERSHIP

- 3.1 The Schools Forum (England) Regulations 2012 requires that schools and academies '*be proportionately represented on the forum, having regard to the total number of pupils registered at them*'.
- 3.2 The Brent Schools Forum Constitution stipulates membership as consisting of twenty seven members – twenty three school and academy members and four non-school members. In addition, it was agreed that the primary and secondary sector

total should be fixed at eighteen and that this membership is split proportionally dependent on the student population as recorded on the October census each year, adjusted for any known academy conversions.

3.3 The Brent Schools Forum membership is currently comprised as follows:

Representative Type		Head Teacher	Governor	Other	Total	%
Maintained Schools	Primary	6	5		11	85%
	Secondary		1		1	
	Nursery	1	1		2	
	Special	1			1	
	PRU		1		1	
Academies	Primary	1	1		2	
	Secondary	2	2		4	
	Special	1			1	
Early Years PVI				2	2	15%
14-19 Partnership				1	1	
Trade Union				1	1	
Total		12	11	4	27	100%

3.4 The distribution above was last reviewed in January 2015, and meets the regulation requirement that school and academy membership should comprise at least two-thirds of the Forum's membership. School members are defined as maintained primary, secondary, special, nursery and PRUs.

3.5 The table below illustrates the changes in Brent's pupil population, and the resulting changes required to membership. This uses the recorded pupil numbers (NOR) for Reception to Year 11 only, on the October 2015 census.

School Type		Oct 2015 NOR	Distribution %	Representation		Variance
				Expected	Current	
Maintained	Primary	21,640	52%	9	11	2
	Secondary	2,040	5%	1	1	0
Academy	Primary	4,805	12%	2	2	0
	Secondary	12,990	31%	6	4	-2
		41,475	100%	18	18	

3.6 The table in 3.5 above includes an adjustment for the following academy conversions:

- St Gregory's Science College;
- Furness Primary School;
- Oakington Manor Primary School.

3.7 The table illustrates that the representation between academy and maintained schools is no longer fully representative of the pupil population within Brent.

3.7.1 For Maintained Primary Representation:

- Sylvie Libson will no longer be eligible to represent maintained primary head teachers, due to the conversion of Furness and Oakington Manor.

Currently there are no vacancies for a head teacher within the academy primary sector.

- Martin Beard was previously a long-standing academy secondary governor representative, and is still eligible to represent that sector. It is therefore recommended for Martin's representation to revert back to the academy sector, which is the sector he was originally elected to represent.

These two changes will correct the current over-representation in the maintained Primary sector.

3.7.2 For Maintained Secondary Representation:

- Andy Prindiville will no longer be eligible to represent maintained secondary head teachers, due to the conversion of St Gregory's. This will therefore create a vacancy to represent this sector, which will go out for election.

3.7.3 For Academy Primary Representation:

- There remains a vacancy for a academy primary governor representative, which will go out for election again.

3.7.4 For Academy Secondary Representation:

- There is currently a vacancy for an academy secondary head teacher. It is therefore proposed that Andy Prindiville moves into this role, as he can no longer represent the maintained secondary sector.
- There are also now two additional representatives required – one governor and one head teacher. As referred to in 3.8.1 it is proposed that Martin Beard moves into the governor representative role. This will therefore leave one academy secondary head teacher vacancy, which will go out for election.

- 3.8 The revised membership as proposed, including vacancies are shown in Appendix A, which also includes a reminder of the voting rights of each member of the Schools Forum.

4.0 SUBGROUPS

- 4.1 A review of the current subgroups will be discussed at the June 2016 Schools Forum.

5.0 BACKGROUND PAPERS

1. The Schools Forum (England) Regulations 2012;
http://www.legislation.gov.uk/ukxi/2012/2261/pdfs/ukxi_20122261_en.pdf
2. Schools Forum – Operational and Good Practice Guide *March 2015*;
https://www.gov.uk/government/uploads/system/uploads/attachment_data/file/417661/Schools_forums_good_practice_guide.pdf

3. Schools Forums Structure
https://www.gov.uk/government/uploads/system/uploads/attachment_data/file/417331/Schools_forums_structure.pdf
4. The Brent Schools Forum Terms of Reference & Constitution;
<https://www.brent.gov.uk/media/16402843/schools-forum-terms-of-reference-constitution.pdf>

6.0 APPENDICES

- A. Proposed Revised Schools Forum Membership.

CONTACT OFFICERS

Norwena Thomas
Senior Finance Analyst

0208 937 3068

MEMBERSHIP & VOTING RIGHTS

- A - Funding Formula
- B - Early Years Single Funding F
- C - De Delegations, Primary Mai
- D - De Delegations, Secondary I
- E - Other Schools Forum Busine

NAME	REPRESENTING	VOTING RIGHTS					CURRENT TENURE	
		A	B	C	D	E	DATE OF ELECTION	DATE ENDS
SCHOOL MEMBERS								
Nursery								
Lesley Benson	Head						Sep-2015	Aug-2018
Christine Starkl	Governor						Jun-2015	May-2018
Primary								
Rose Ashton	Head						Sep-2015	Aug-2018
Martine Clarke	Head						Sep-2015	Aug-2018
Rabbi Yitzchak Freeman	Head						Sep-2015	Aug-2018
Melissa Loosemore	Head						Sep-2015	Aug-2018
Helga Gladbaum	Governor						Sep-2015	Aug-2018
Sue Knowler	Governor						Jun-2014	May-2017
Herman Martyn	Governor						Sep-2015	Aug-2018
Narinder Nathan	Governor						Sep-2015	Aug-2018
Umesh Raichada	Governor						Sep-2015	Aug-2018
Secondary								
Vacant	Head							
Special								
Kay Charles	Head						Feb-2013	Feb-2016
PRU								
Terry Hoad	Management Team						Oct-2013	Sep-2016
ACADEMY MEMBERS								
Primary								
Troy Sharpe	Head						Sep-2015	Aug-2018
Vacant	Governor							
Secondary								
Gill Bal	Head						Sep-2015	Aug-2018
Andy Prindiville	Head						Apr-2016	Apr-2019
Vacant	Head							
Martin Beard	Governor						Feb-2016	Jan-2019
Mike Heiser - Chair	Governor						Sep-2015	Aug-2018
Titilola McDowell	Governor						May-2013	Apr-2016
Special								
Desi Lodge Patch	Head						May-2014	Apr-2017
NON-SCHOOL MEMBERS								
Early Years PVI								
Paul Russell							Feb-2016	Jan-2019
Vacant								
14-19 Partnership								
Marc Jordan							Dec-2014	Nov-2017
Trade Union								
Lesley Gouldbourne							Sep-2015	Aug-2018

election being done now - to be sorted before February Schools Forum

election being done now - to be sorted before February Schools Forum